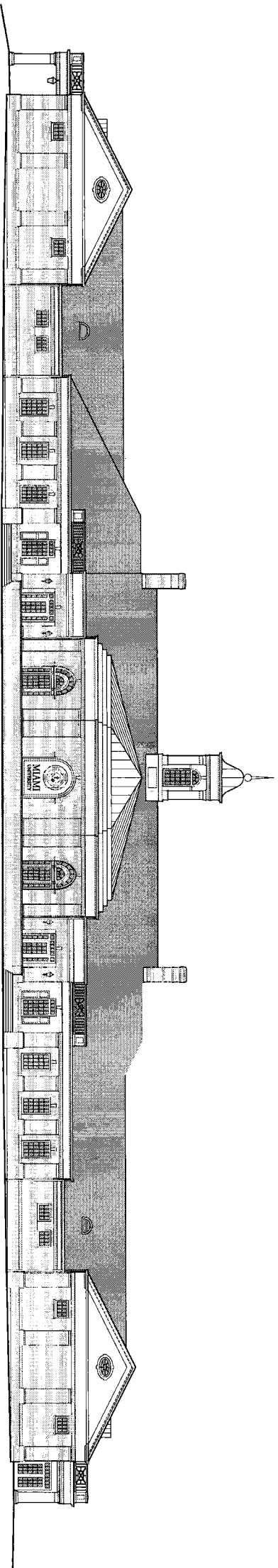


VOICE OF AMERICA LEARNING CENTER

V.O.A. PARK DRIVE
WEST CHESTER, OHIO



PREPARED FOR
MIAMI UNIVERSITY
OFFICE OF FACILITY CONTRACTING
OXFORD, OHIO

ISSUED FOR PERMIT AND BID DOCUMENT REVIEW
JULY 6, 2007

PREPARED BY

PROJECT ARCHITECTS
CHAMPLIN / HAUPT ARCHITECTS
424 EAST FOURTH STREET
CINCINNATI, OHIO 45202
PHONE: (513) 241-4474 FAX: (513) 241-0081

STRUCTURAL ENGINEER:

Graham, Obermeyer
and Partners Ltd.
Structural Engineers



644 Linn Street, Cincinnati, Ohio 45203 (513) 671-7073

MECHANICAL ENGINEER:

Heavy Engineering LLC
Mechanical Electrical Commissioning Technology
14250 W. Dunlap Rd., Suite 101, P.O. Box 101
Cincinnati, Ohio 45241, Fax: 513-241-8100



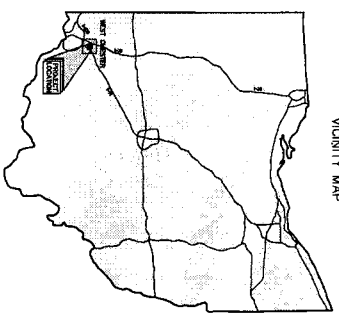
CIVIL ENGINEER:

Abercrombie & Associates, Inc.
Civil Engineers/Surveyors
3377 Campton Road
Cincinnati, OH 45251
(513) 385-5757 Fax: (513) 245-5161



LANDSCAPE ARCHITECT:

Vivian Lambi + Associates, Inc.
Landscape Architects
2312 Park Avenue
Cincinnati, OH 45206
(513) 559-9444 Fax: (513) 559-0164

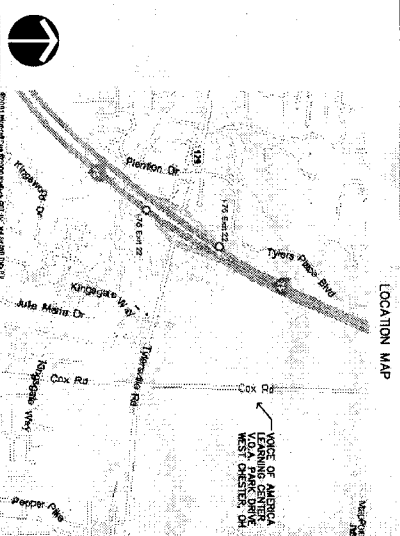


VICINITY MAP



JULY 6, 2007

PERMIT AND BID SET

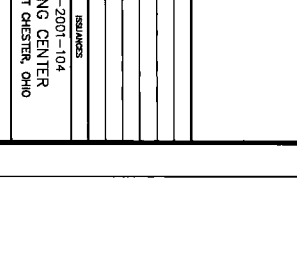

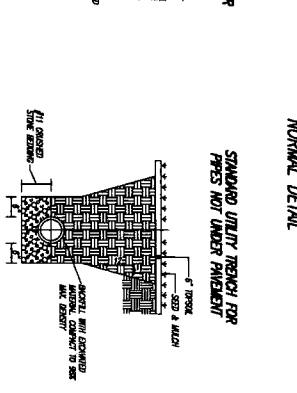
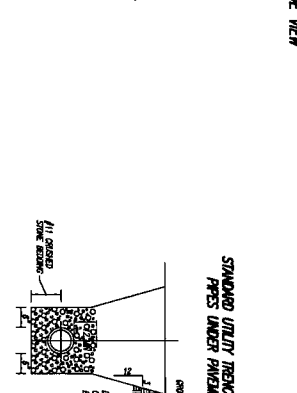
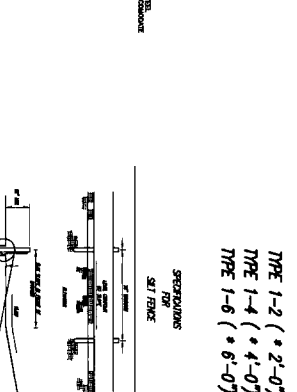
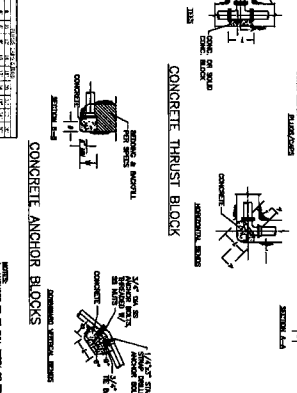
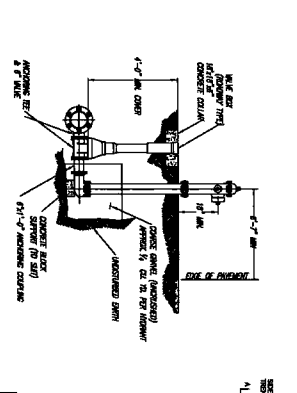
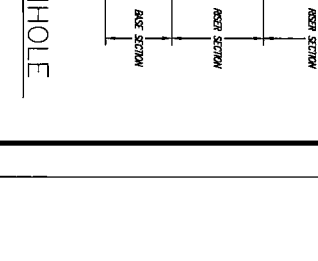

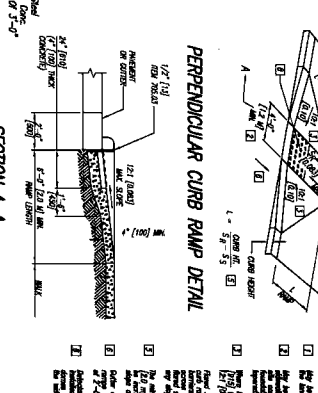
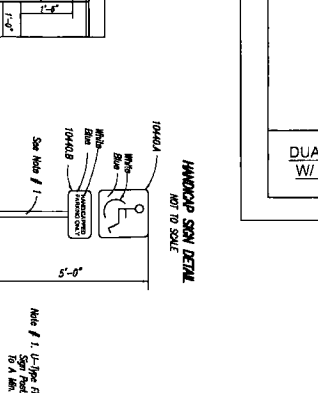
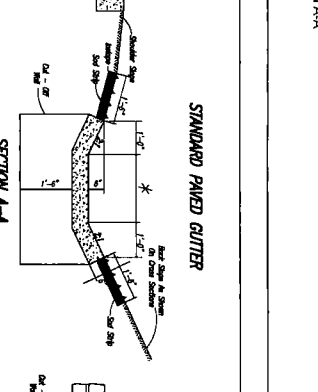
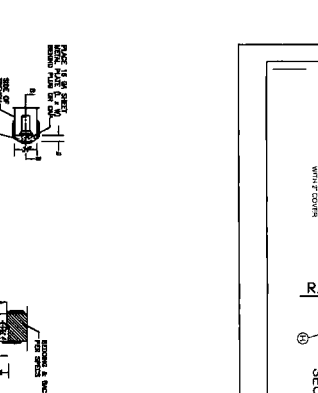
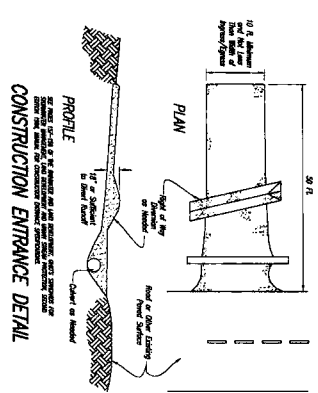
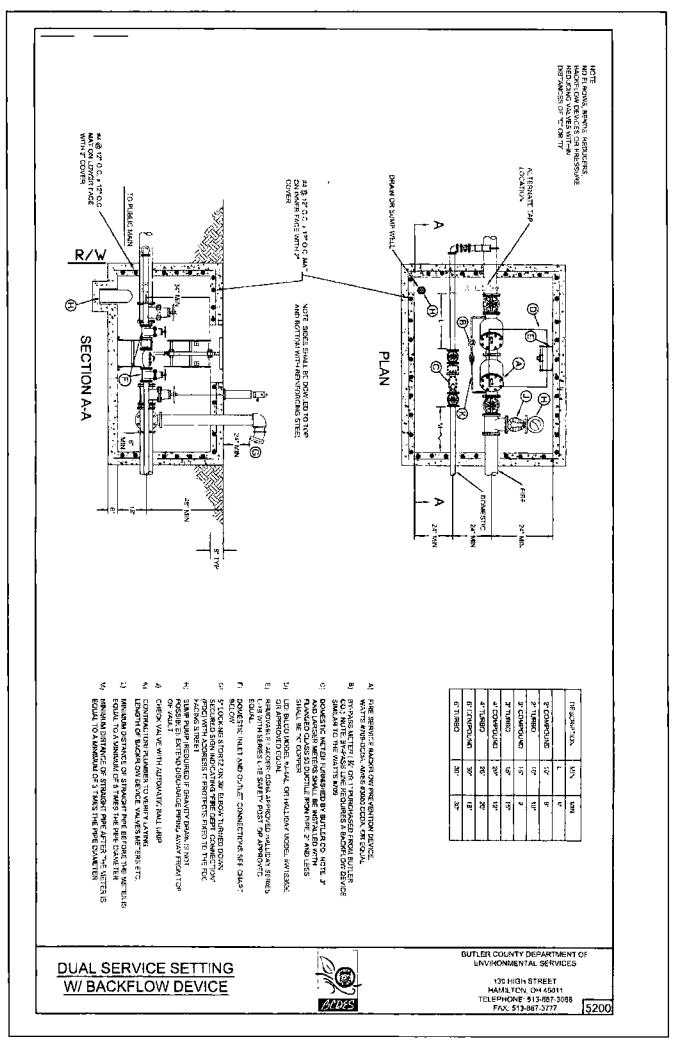
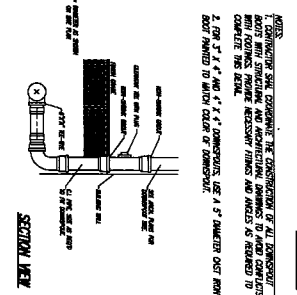
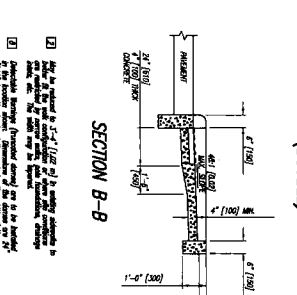
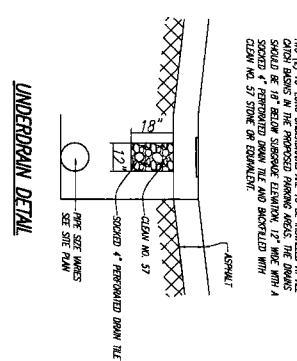
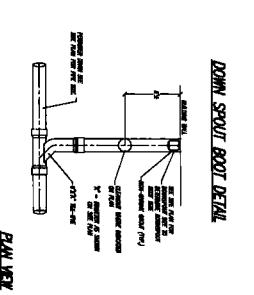
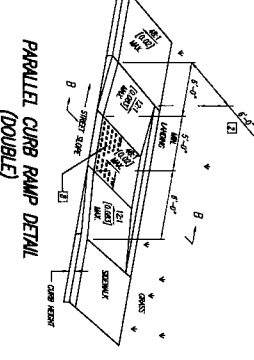
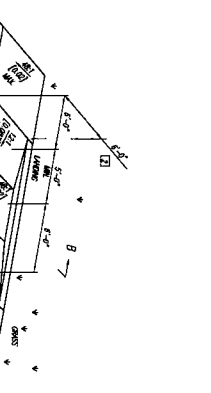
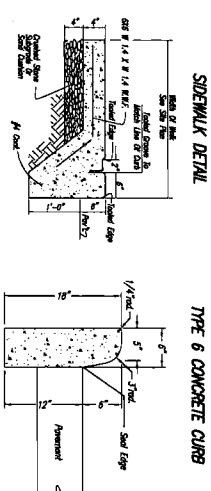
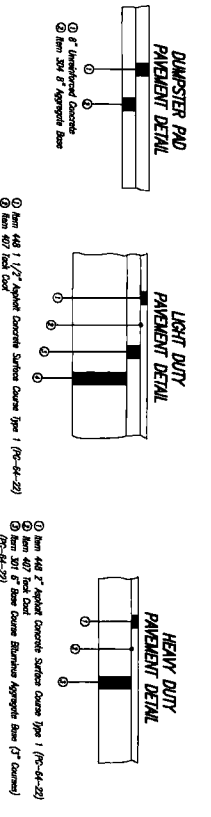
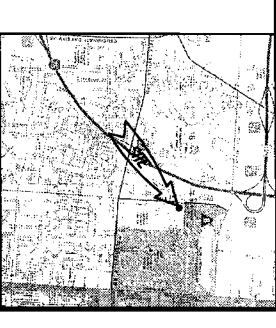


LOCATION MAP

GENERAL CONSTRUCTION NOTES

GENERAL CONTRACTOR SHALL BE RESPONSIBLE FOR THE LOCATION OF ALL UTILITY LINES AND THE DEPTH OF EXCAVATION FOR THE LOCATION OF UTILITY LINES. THE CONTRACTOR SHALL VERIFY THE LOCATION OF ALL UTILITY LINES AND THE DEPTH OF EXCAVATION FOR THE LOCATION OF UTILITY LINES. THE CONTRACTOR SHALL VERIFY THE LOCATION OF ALL UTILITY LINES AND THE DEPTH OF EXCAVATION FOR THE LOCATION OF UTILITY LINES.

MIAMI UNIVERSITY VOICE OF AMERICA LEARNING CENTER



NO.	REVISION	DATE	BY	CHKD.
1	ISSUED FOR PERMIT	6/25/07	JM	MS
2	REVISION	7/1/07	JM	MS
3	REVISION	7/1/07	JM	MS
4	REVISION	7/1/07	JM	MS
5	REVISION	7/1/07	JM	MS
6	REVISION	7/1/07	JM	MS
7	REVISION	7/1/07	JM	MS
8	REVISION	7/1/07	JM	MS
9	REVISION	7/1/07	JM	MS
10	REVISION	7/1/07	JM	MS
11	REVISION	7/1/07	JM	MS
12	REVISION	7/1/07	JM	MS
13	REVISION	7/1/07	JM	MS
14	REVISION	7/1/07	JM	MS
15	REVISION	7/1/07	JM	MS
16	REVISION	7/1/07	JM	MS
17	REVISION	7/1/07	JM	MS
18	REVISION	7/1/07	JM	MS
19	REVISION	7/1/07	JM	MS
20	REVISION	7/1/07	JM	MS
21	REVISION	7/1/07	JM	MS
22	REVISION	7/1/07	JM	MS
23	REVISION	7/1/07	JM	MS
24	REVISION	7/1/07	JM	MS
25	REVISION	7/1/07	JM	MS
26	REVISION	7/1/07	JM	MS
27	REVISION	7/1/07	JM	MS
28	REVISION	7/1/07	JM	MS
29	REVISION	7/1/07	JM	MS
30	REVISION	7/1/07	JM	MS
31	REVISION	7/1/07	JM	MS
32	REVISION	7/1/07	JM	MS
33	REVISION	7/1/07	JM	MS
34	REVISION	7/1/07	JM	MS
35	REVISION	7/1/07	JM	MS
36	REVISION	7/1/07	JM	MS
37	REVISION	7/1/07	JM	MS
38	REVISION	7/1/07	JM	MS
39	REVISION	7/1/07	JM	MS
40	REVISION	7/1/07	JM	MS
41	REVISION	7/1/07	JM	MS
42	REVISION	7/1/07	JM	MS
43	REVISION	7/1/07	JM	MS
44	REVISION	7/1/07	JM	MS
45	REVISION	7/1/07	JM	MS
46	REVISION	7/1/07	JM	MS
47	REVISION	7/1/07	JM	MS
48	REVISION	7/1/07	JM	MS
49	REVISION	7/1/07	JM	MS
50	REVISION	7/1/07	JM	MS
51	REVISION	7/1/07	JM	MS
52	REVISION	7/1/07	JM	MS
53	REVISION	7/1/07	JM	MS
54	REVISION	7/1/07	JM	MS
55	REVISION	7/1/07	JM	MS
56	REVISION	7/1/07	JM	MS
57	REVISION	7/1/07	JM	MS
58	REVISION	7/1/07	JM	MS
59	REVISION	7/1/07	JM	MS
60	REVISION	7/1/07	JM	MS
61	REVISION	7/1/07	JM	MS
62	REVISION	7/1/07	JM	MS
63	REVISION	7/1/07	JM	MS
64	REVISION	7/1/07	JM	MS
65	REVISION	7/1/07	JM	MS
66	REVISION	7/1/07	JM	MS
67	REVISION	7/1/07	JM	MS
68	REVISION	7/1/07	JM	MS
69	REVISION	7/1/07	JM	MS
70	REVISION	7/1/07	JM	MS
71	REVISION	7/1/07	JM	MS
72	REVISION	7/1/07	JM	MS
73	REVISION	7/1/07	JM	MS
74	REVISION	7/1/07	JM	MS
75	REVISION	7/1/07	JM	MS
76	REVISION	7/1/07	JM	MS
77	REVISION	7/1/07	JM	MS
78	REVISION	7/1/07	JM	MS
79	REVISION	7/1/07	JM	MS
80	REVISION	7/1/07	JM	MS
81	REVISION	7/1/07	JM	MS
82	REVISION	7/1/07	JM	MS
83	REVISION	7/1/07	JM	MS
84	REVISION	7/1/07	JM	MS
85	REVISION	7/1/07	JM	MS
86	REVISION	7/1/07	JM	MS
87	REVISION	7/1/07	JM	MS
88	REVISION	7/1/07	JM	MS
89	REVISION	7/1/07	JM	MS
90	REVISION	7/1/07	JM	MS
91	REVISION	7/1/07	JM	MS
92	REVISION	7/1/07	JM	MS
93	REVISION	7/1/07	JM	MS
94	REVISION	7/1/07	JM	MS
95	REVISION	7/1/07	JM	MS
96	REVISION	7/1/07	JM	MS
97	REVISION	7/1/07	JM	MS
98	REVISION	7/1/07	JM	MS
99	REVISION	7/1/07	JM	MS
100	REVISION	7/1/07	JM	MS

DEDICATION PLAT
COX ROAD & TYLERSVILLE ROAD
P.E. 3375 A


DEDICATION PLAT
COX ROAD & V.O.A. PARK DRIVE
P.E. 3525 A-B



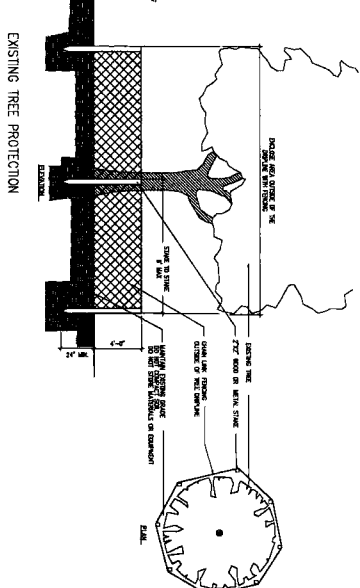
REPLAT LOT 11 & 13
VOICE OF AMERICA CENTER
P.E. 3740 A-B

DEDICATION PLAT
COX ROAD & V.O.A. PARK DRIVE
P.E. 3524 A-B

TOTAL AREA
17,5532 acres
764,619 sq. ft.

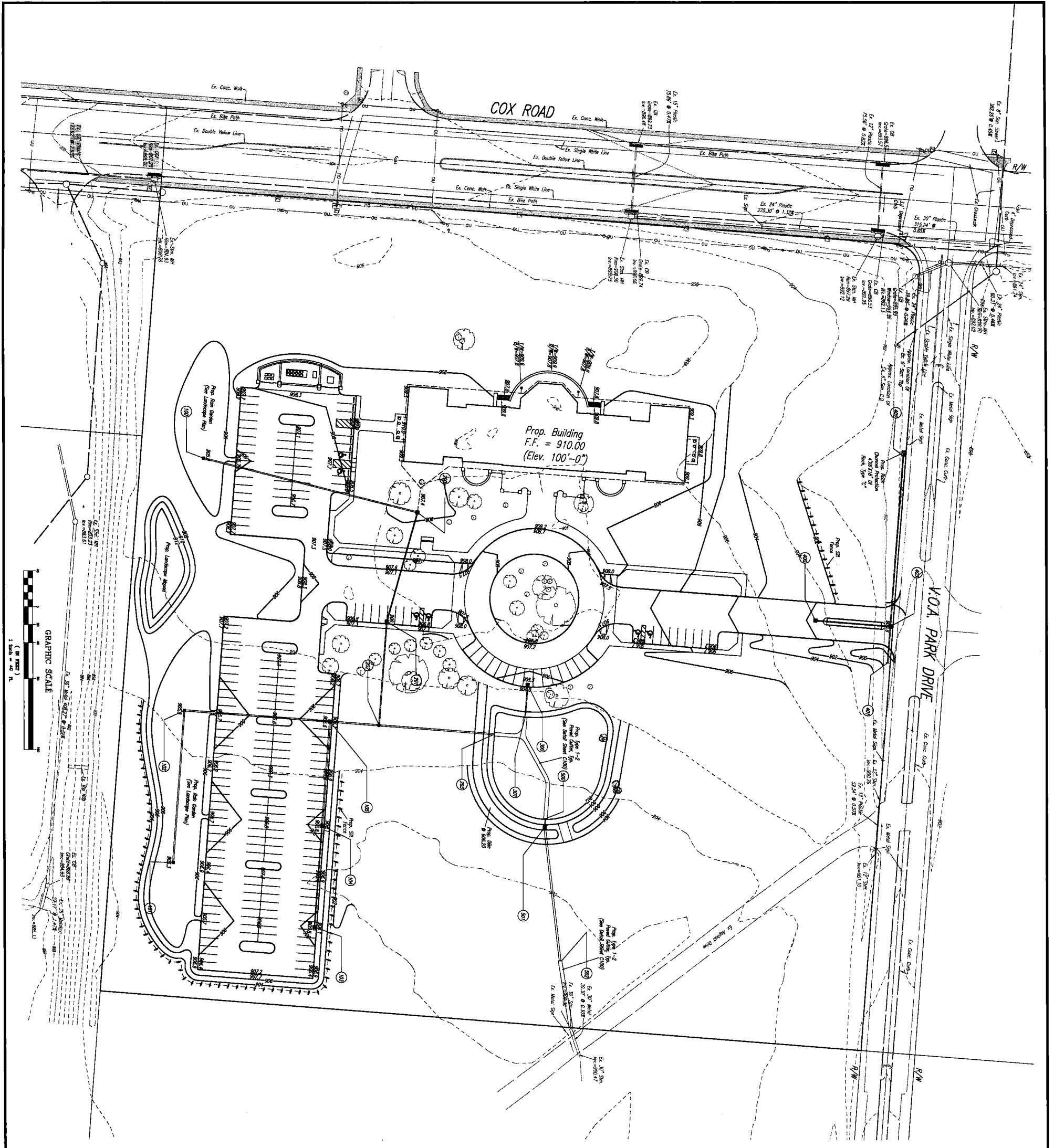


NORTH BASED ON A RANDOM BEARING SYSTEM
RELATIVE TO COX ROAD AND V.O.A. PARK DRIVE
DEDICATION PLAT AS RECORDED IN P.E. 3025 A-B
OF THE BUTLER COUNTY, OHIO RECORDS.




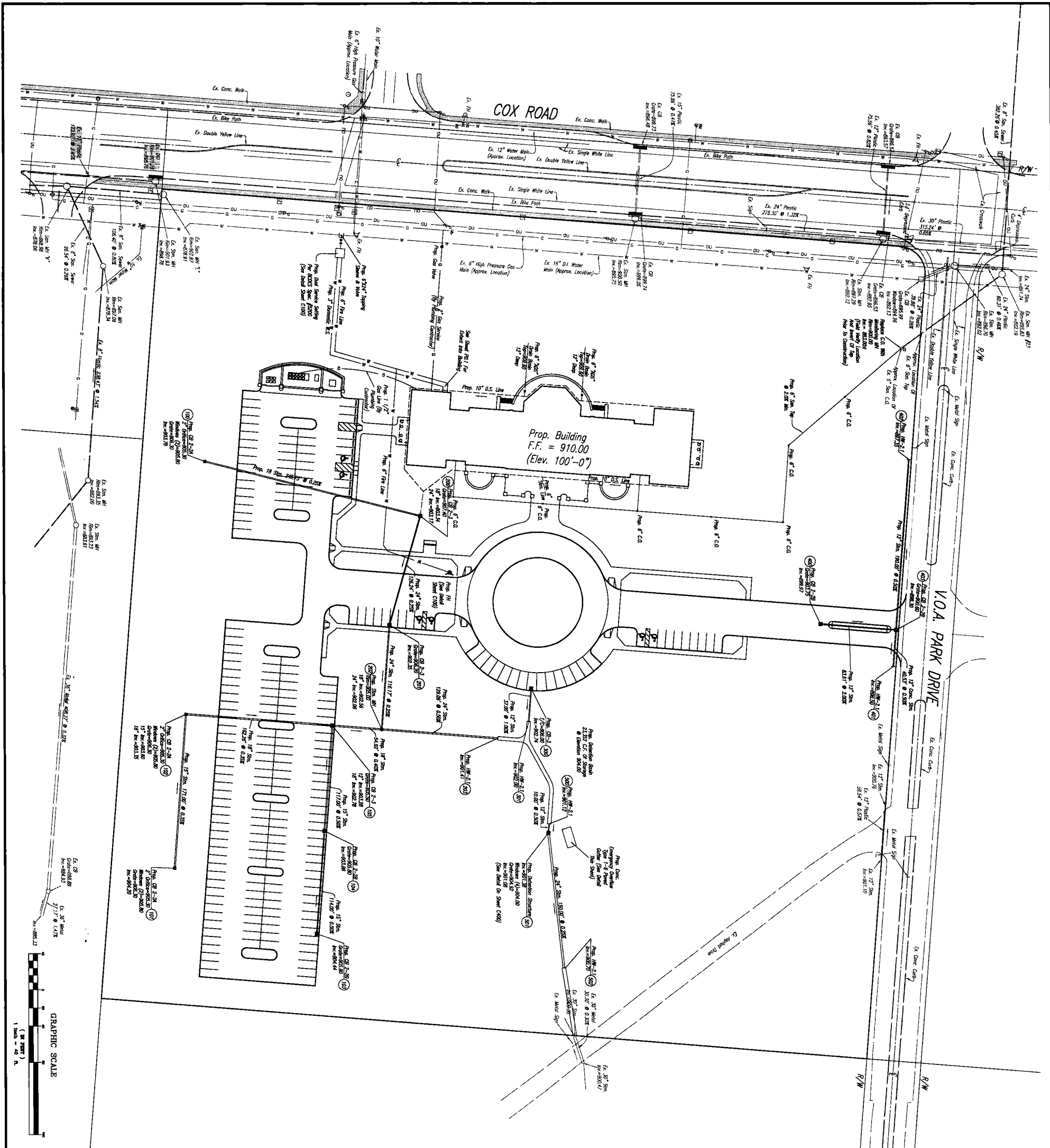
DENOTES TREES TO REMAIN. ALL
OTHER TREES TO BE REMOVED UNLESS
OTHERWISE INDICATED.

<p>Champion/Alquist, Inc. 10000 W. 12th Street, Suite 100 Cincinnati, Ohio 45241 Tel: 513-263-0000</p>	
DATE	REVISIONS
1/24/07	SCHEMATIC DESIGN SET
5/14/07	DESIGN DEVELOPMENT SET
6/26/07	100% DESIGN REVIEW
7/26/07	100% PERMIT
NO. DATE	REVISIONS
1 10/20/07	STATE PROJECT NUMBER 285-2001-104
2 11/15/07	VOICE OF AMERICA LEARNING CENTER
3 12/15/07	V.O.A. PARK DRIVE
4 1/15/08	MIAMI UNIVERSITY
5 2/15/08	OFFICE OF FACILITY CONTRACTING
6 3/15/08	PREPARED FOR
7 4/15/08	CHAMPUN/HAUPT, INC. ARCHITECTS
8 5/15/08	424 EAST FARMER STREET
9 6/15/08	CINCINNATI, OHIO 45202
10 7/15/08	CONTRACT NO.
11 8/15/08	STATE PROJECT NUMBER
12 9/15/08	VOICE OF AMERICA LEARNING CENTER
13 10/15/08	V.O.A. PARK DRIVE
14 11/15/08	MIAMI UNIVERSITY
15 12/15/08	OFFICE OF FACILITY CONTRACTING
16 1/15/09	PREPARED BY
17 2/15/09	CHAMPUN/HAUPT, INC. ARCHITECTS
18 3/15/09	424 EAST FARMER STREET
19 4/15/09	CINCINNATI, OHIO 45202
20 5/15/09	CONTRACT NO.
21 6/15/09	STATE PROJECT NUMBER
22 7/15/09	VOICE OF AMERICA LEARNING CENTER
23 8/15/09	V.O.A. PARK DRIVE
24 9/15/09	MIAMI UNIVERSITY
25 10/15/09	OFFICE OF FACILITY CONTRACTING
26 11/15/09	PREPARED FOR
27 12/15/09	CHAMPUN/HAUPT, INC. ARCHITECTS
28 1/15/10	424 EAST FARMER STREET
29 2/15/10	CINCINNATI, OHIO 45202
30 3/15/10	CONTRACT NO.
31 4/15/10	STATE PROJECT NUMBER
32 5/15/10	VOICE OF AMERICA LEARNING CENTER
33 6/15/10	V.O.A. PARK DRIVE
34 7/15/10	MIAMI UNIVERSITY
35 8/15/10	OFFICE OF FACILITY CONTRACTING
36 9/15/10	PREPARED BY
37 10/15/10	CHAMPUN/HAUPT, INC. ARCHITECTS
38 11/15/10	424 EAST FARMER STREET
39 12/15/10	CINCINNATI, OHIO 45202
40 1/15/11	CONTRACT NO.
41 2/15/11	STATE PROJECT NUMBER
42 3/15/11	VOICE OF AMERICA LEARNING CENTER
43 4/15/11	V.O.A. PARK DRIVE
44 5/15/11	MIAMI UNIVERSITY
45 6/15/11	OFFICE OF FACILITY CONTRACTING
46 7/15/11	PREPARED FOR
47 8/15/11	CHAMPUN/HAUPT, INC. ARCHITECTS
48 9/15/11	424 EAST FARMER STREET
49 10/15/11	CINCINNATI, OHIO 45202
50 11/15/11	CONTRACT NO.
51 12/15/11	STATE PROJECT NUMBER
52 1/15/12	VOICE OF AMERICA LEARNING CENTER
53 2/15/12	V.O.A. PARK DRIVE
54 3/15/12	MIAMI UNIVERSITY
55 4/15/12	OFFICE OF FACILITY CONTRACTING
56 5/15/12	PREPARED FOR
57 6/15/12	CHAMPUN/HAUPT, INC. ARCHITECTS
58 7/15/12	424 EAST FARMER STREET
59 8/15/12	CINCINNATI, OHIO 45202
60 9/15/12	CONTRACT NO.
61 10/15/12	STATE PROJECT NUMBER
62 11/15/12	VOICE OF AMERICA LEARNING CENTER
63 12/15/12	V.O.A. PARK DRIVE
64 1/15/13	MIAMI UNIVERSITY
65 2/15/13	OFFICE OF FACILITY CONTRACTING
66 3/15/13	PREPARED FOR
67 4/15/13	CHAMPUN/HAUPT, INC. ARCHITECTS
68 5/15/13	424 EAST FARMER STREET
69 6/15/13	CINCINNATI, OHIO 45202
70 7/15/13	CONTRACT NO.
71 8/15/13	STATE PROJECT NUMBER
72 9/15/13	VOICE OF AMERICA LEARNING CENTER
73 10/15/13	V.O.A. PARK DRIVE
74 11/15/13	MIAMI UNIVERSITY
75 12/15/13	OFFICE OF FACILITY CONTRACTING
76 1/15/14	PREPARED FOR
77 2/15/14	CHAMPUN/HAUPT, INC. ARCHITECTS
78 3/15/14	424 EAST FARMER STREET
79 4/15/14	CINCINNATI, OHIO 45202
80 5/15/14	CONTRACT NO.
81 6/15/14	STATE PROJECT NUMBER
82 7/15/14	VOICE OF AMERICA LEARNING CENTER
83 8/15/14	V.O.A. PARK DRIVE
84 9/15/14	MIAMI UNIVERSITY
85 10/15/14	OFFICE OF FACILITY CONTRACTING
86 11/15/14	PREPARED FOR
87 12/15/14	CHAMPUN/HAUPT, INC. ARCHITECTS
88 1/15/15	424 EAST FARMER STREET
89 2/15/15	CINCINNATI, OHIO 45202
90 3/15/15	CONTRACT NO.
91 4/15/15	STATE PROJECT NUMBER
92 5/15/15	VOICE OF AMERICA LEARNING CENTER
93 6/15/15	V.O.A. PARK DRIVE
94 7/15/15	MIAMI UNIVERSITY
95 8/15/15	OFFICE OF FACILITY CONTRACTING
96 9/15/15	PREPARED FOR
97 10/15/15	CHAMPUN/HAUPT, INC. ARCHITECTS
98 11/15/15	424 EAST FARMER STREET
99 12/15/15	CINCINNATI, OHIO 45202
100 1/15/16	CONTRACT NO.
101 2/15/16	STATE PROJECT NUMBER
102 3/15/16	VOICE OF AMERICA LEARNING CENTER
103 4/15/16	V.O.A. PARK DRIVE
104 5/15/16	MIAMI UNIVERSITY
105 6/15/16	OFFICE OF FACILITY CONTRACTING
106 7/15/16	PREPARED FOR
107 8/15/16	CHAMPUN/HAUPT, INC. ARCHITECTS
108 9/15/16	424 EAST FARMER STREET
109 10/15/16	CINCINNATI, OHIO 45202
110 11/15/16	CONTRACT NO.
111 12/15/16	STATE PROJECT NUMBER
112 1/15/17	VOICE OF AMERICA LEARNING CENTER
113 2/15/17	V.O.A. PARK DRIVE
114 3/15/17	MIAMI UNIVERSITY
115 4/15/17	OFFICE OF FACILITY CONTRACTING
116 5/15/17	PREPARED FOR
117 6/15/17	CHAMPUN/HAUPT, INC. ARCHITECTS
118 7/15/17	424 EAST FARMER STREET
119 8/15/17	CINCINNATI, OHIO 45202
120 9/15/17	CONTRACT NO.
121 10/15/17	STATE PROJECT NUMBER
122 11/15/17	VOICE OF AMERICA LEARNING CENTER
123 12/15/17	V.O.A. PARK DRIVE
124 1/15/18	MIAMI UNIVERSITY
125 2/15/18	OFFICE OF FACILITY CONTRACTING
126 3/15/18	PREPARED FOR
127 4/15/18	CHAMPUN/HAUPT, INC. ARCHITECTS
128 5/15/18	424 EAST FARMER STREET
129 6/15/18	CINCINNATI, OHIO 45202
130 7/15/18	CONTRACT NO.
131 8/15/18	STATE PROJECT NUMBER
132 9/15/18	VOICE OF AMERICA LEARNING CENTER
133 10/15/18	V.O.A. PARK DRIVE
134 11/15/18	MIAMI UNIVERSITY
135 12/15/18	OFFICE OF FACILITY CONTRACTING
136 1/15/19	PREPARED FOR
137 2/15/19	CHAMPUN/HAUPT, INC. ARCHITECTS
138 3/15/19	424 EAST FARMER STREET
139 4/15/19	CINCINNATI, OHIO 45202
140 5/15/19	CONTRACT NO.
141 6/15/19	STATE PROJECT NUMBER
142 7/15/19	VOICE OF AMERICA LEARNING CENTER
143 8/15/19	V.O.A. PARK DRIVE
144 9/15/19	MIAMI UNIVERSITY
145 10/15/19	OFFICE OF FACILITY CONTRACTING
146 11/15/19	PREPARED FOR
147 12/15/19	CHAMPUN/HAUPT, INC. ARCHITECTS
148 1/15/20	424 EAST FARMER STREET
149 2/15/20	CINCINNATI, OHIO 45202
150 3/15/20	CONTRACT NO.
151 4/15/20	STATE PROJECT NUMBER
152 5/15/20	VOICE OF AMERICA LEARNING CENTER
153 6/15/20	V.O.A. PARK DRIVE
154 7/15/20	MIAMI UNIVERSITY
155 8/15/20	OFFICE OF FACILITY CONTRACTING
156 9/15/20	PREPARED FOR
157 10/15/20	CHAMPUN/HAUPT, INC. ARCHITECTS
158 11/15/20	424 EAST FARMER STREET
159 12/15/20	CINCINNATI, OHIO 45202
160 1/15/21	CONTRACT NO.
161 2/15/21	STATE PROJECT NUMBER
162 3/15/21	VOICE OF AMERICA LEARNING CENTER
163 4/15/21	V.O.A. PARK DRIVE
164 5/15/21	MIAMI UNIVERSITY
165 6/15/21	OFFICE OF FACILITY CONTRACTING
166 7/15/21	PREPARED FOR
167 8/15/21	CHAMPUN/HAUPT, INC. ARCHITECTS
168 9/15/21	424 EAST FARMER STREET
169 10/15/21	CINCINNATI, OHIO 45202
170 11/15/21	CONTRACT NO.
171 12/15/21	STATE PROJECT NUMBER
172 1/15/22	VOICE OF AMERICA LEARNING CENTER
173 2/15/22	V.O.A. PARK DRIVE
174 3/15/22	MIAMI UNIVERSITY
175 4/15/22	OFFICE OF FACILITY CONTRACTING
176 5/15/22	PREPARED FOR
177 6/15/22	CHAMPUN/HAUPT, INC. ARCHITECTS
178 7/15/22	424 EAST FARMER STREET
179 8/15/22	CINCINNATI, OHIO 45202
180 9/15/22	CONTRACT NO.
181 10/15/22	STATE PROJECT NUMBER
182 11/15/22	VOICE OF AMERICA LEARNING CENTER
183 12/15/22	V.O.A. PARK DRIVE
184 1/15/23	MIAMI UNIVERSITY
185 2/15/23	OFFICE OF FACILITY CONTRACTING
186 3/15/23	PREPARED FOR
187 4/15/23	CHAMPUN/HAUPT, INC. ARCHITECTS
188 5/15/23	424 EAST FARMER STREET
189 6/15/23	CINCINNATI, OHIO 45202
190 7/15/23	CONTRACT NO.
191 8/15/23	STATE PROJECT NUMBER
192 9/15/23	VOICE OF AMERICA LEARNING CENTER
193 10/15/23	V.O.A. PARK DRIVE
194 11/15/23	MIAMI UNIVERSITY
195 12/15/23	OFFICE OF FACILITY CONTRACTING
196 1/15/24	PREPARED FOR
197 2/15/24	CHAMPUN/HAUPT, INC. ARCHITECTS
198 3/15/24	424 EAST FARMER STREET
199 4/15/24	CINCINNATI, OHIO 45202
200 5/15/24	CONTRACT NO.
201 6/15/24	STATE PROJECT NUMBER
202 7/15/24	VOICE OF AMERICA LEARNING CENTER
203 8/15/24	V.O.A. PARK DRIVE
204 9/15/24	MIAMI UNIVERSITY
205 10/15/24	OFFICE OF FACILITY CONTRACTING
206 11/15/24	PREPARED FOR
207 12/15/24	CHAMPUN/HAUPT, INC. ARCHITECTS
208 1/15/25	424 EAST FARMER STREET
209 2/15/25	CINCINNATI, OHIO 45202
210 3/15/25	CONTRACT NO.
211 4/15/25	STATE PROJECT NUMBER
212 5/15/25	VOICE OF AMERICA LEARNING CENTER
213 6/15/25	V.O.A. PARK DRIVE
214 7/15/25	MIAMI UNIVERSITY
215 8/15/25	OFFICE OF FACILITY CONTRACTING
216 9/15/25	PREPARED FOR
217 10/15/25	CHAMPUN/HAUPT, INC. ARCHITECTS
218 11/15/25	424 EAST FARMER STREET
219 12/15/25	CINCINNATI, OHIO 45202
220 1/15/26	CONTRACT NO.
221 2/15/26	STATE PROJECT NUMBER
222 3/15/26	VOICE OF AMERICA LEARNING CENTER
223 4/15/26	V.O.A. PARK DRIVE
224 5/15/26	MIAMI UNIVERSITY
225 6/15/26	OFFICE OF FACILITY CONTRACTING
226 7/15/26	PREPARED FOR
227 8/15/26	CHAMPUN/HAUPT, INC. ARCHITECTS
228 9/15/26	424 EAST FARMER STREET
229 10/15/26	CINCINNATI, OHIO 45202
230 11/15/26	CONTRACT NO.
231 12/15/26	STATE PROJECT NUMBER
232 1/15/27	VOICE OF AMERICA LEARNING CENTER
233 2/15/27	V.O.A. PARK DRIVE
234 3/15/27	MIAMI UNIVERSITY
235 4/15/27	OFFICE OF FACILITY CONTRACTING
236 5/15/27	PREPARED FOR
237 6/15/27	CHAMPUN/HAUPT, INC. ARCHITECTS
238 7/15/27	424 EAST FARMER STREET
239 8/15/27	CINCINNATI, OHIO 45202
240 9/15/27	CONTRACT NO.
241 10/15/27	STATE PROJECT NUMBER
242 11/15/27	VOICE OF AMERICA LEARNING CENTER
243 12/15/27	V.O.A. PARK DRIVE
244 1/15/28	MIAMI UNIVERSITY
245 2/15/28	OFFICE OF FACILITY CONTRACTING
246 3/15/28	PREPARED FOR
247 4/15/28	CHAMPUN/HAUPT, INC. ARCHITECTS
248 5/15/28	424 EAST FARMER STREET
249 6/15/28	CINCINNATI, OHIO 45202
250 7/15/28	CONTRACT NO.
251 8/15/28	STATE PROJECT NUMBER
252 9/15/28	VOICE OF AMERICA LEARNING CENTER
253 10/15/28	V.O.A. PARK DRIVE
254 11/15/28	MIAMI UNIVERSITY
255 12/15/28	OFFICE OF FACILITY CONTRACTING
256 1/15/29	PREPARED FOR
257 2/15/29	CHAMPUN/HAUPT, INC. ARCHITECTS
258 3/15/29	424 EAST FARMER STREET
259 4/15/29	CINCINNATI, OHIO 45202
260 5/15/29	CONTRACT NO.
261 6/15/29	STATE PROJECT NUMBER
262 7/15/29	VOICE OF AMERICA LEARNING CENTER
263 8/15/29	V.O.A. PARK DRIVE
264 9/15/29	MIAMI UNIVERSITY
265 10/15/29	OFFICE OF FACILITY CONTRACTING
266 11/15/29	PREPARED FOR
267 12/15/29	CHAMPUN/HAUPT, INC. ARCHITECTS
268 1/15/30	424 EAST FARMER STREET
269 2/15/30	CINCINNATI, OHIO 45202
270 3/15/30	CONTRACT NO.
271 4/15/30	STATE PROJECT NUMBER
272 5/15/30	VOICE OF AMERICA LEARNING CENTER
273 6/15/30	V.O.A. PARK DRIVE
274 7/15/30	MIAMI UNIVERSITY
275 8/15/30	OFFICE OF FACILITY CONTRACTING
276 9/15/30	PREPARED FOR
277 10/15/30	CHAMPUN/HAUPT, INC. ARCHITECTS
278 11/15/30	424 EAST FARMER STREET
279 12/15/30	CINCINNATI, OHIO 45202
280 1/15/31	CONTRACT NO.
281 2/15/31	STATE PROJECT NUMBER
282 3/15/31	VOICE OF AMERICA LEARNING CENTER
283 4/15/31	V.O.A. PARK DRIVE
284 5/15/31	MIAMI UNIVERSITY
285 6/15/31	OFFICE OF FACILITY CONTRACTING
286 7/15/31	PREPARED FOR
287 8/15/31	CHAMPUN/HAUPT, INC. ARCHITECTS
288 9/15/31	424 EAST FARMER STREET
289 10/15/31	CINCINNATI, OHIO 45202
290 11/15/31	CONTRACT NO.
291 12/15/31	STATE PROJECT NUMBER
292 1/15/32	VOICE OF AMERICA LEARNING CENTER
293 2/15/32	V.O.A. PARK DRIVE
294 3/15/32	MIAMI UNIVERSITY
295 4/15/32	OFFICE OF FACILITY CONTRACTING
296 5/15/32	PREPARED FOR
297 6/15/32	CHAMPUN/HAUPT, INC. ARCHITECTS
298 7/15/32	424 EAST FARMER STREET
299 8/15/32	CINCINNATI, OHIO 45202
300 9/15/32	CONTRACT NO.
301 10/15/32	STATE PROJECT NUMBER
302 11/15/32	VOICE OF AMERICA LEARNING CENTER
303 12/15/32	V.O.A. PARK DRIVE
304 1/15/33	MIAMI UNIVERSITY
305 2/15/33	OFFICE OF FACILITY CONTRACTING
306 3/15/33	PREPARED FOR
307 4/15/33	CHAMPUN/HAUPT

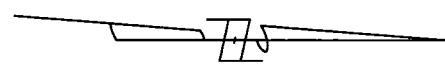


NORTH BASED ON A RANDOM BEARING SYSTEM
RELATIVE TO COX ROAD AND VOA PARK DRIVE
DEDICATION PLAT AS RECORDED IN P.E. 3525 A-B
OF THE BUTLER COUNTY, OHIO RECORDS.

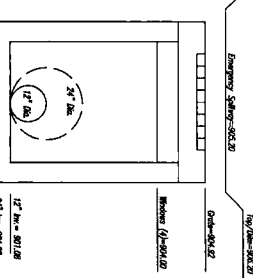
 Champion/Alford, Inc. 11111 W. 11th Street Overland Park, KS 66211 Phone: (913) 666-1111 Fax: (913) 666-1112		ASSOCIATE: 1/24/07 SCHEMATIC DESIGN SET 3/19/07 DESIGN DEVELOPMENT SET 5/14/07 OWNER REVIEW SET 6/25/07 100% OWNER REVIEW 7/14/07 PERMIT 7/14/07 PERMITS 7/14/07 PERMITS
PREPARED FOR MIAMI UNIVERSITY OFFICE OF FACILITY CONTRACTING 1000 UNIVERSITY DRIVE OXFORD, OHIO 45056		NO. DATE RESUBMIT 1 1/24/07 2 3/19/07 3 5/14/07 4 6/25/07 5 7/14/07
STATE PROJECT NUMBER 285-2001-104 VOICE OF AMERICA LEARNING CENTER VOA PARK DRIVE		DRAWING TITLE SITE GRADING PLAN
PREPARED BY CHAMPION/ALFORD, INC. ARCHITECTS 424 EAST FOURTH STREET CINCINNATI, OHIO 45202		SHEET C102
CONTRACT NO. 06-0201		DATE 3/14/07



NORTH BASED ON A RANDOM BEARING SYSTEM
RELATIVE TO COX ROAD AND V.O.A. PARK DRIVE
DEFINITION PLAT AS RECORDED IN P.E. 3325 A-B
OF THE BUTLER COUNTY, OHIO RECORDS.



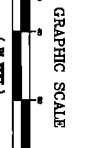
DETENTION STRUCTURE DETAIL
MODIFIED O.D.O.T. C.B. 2-3

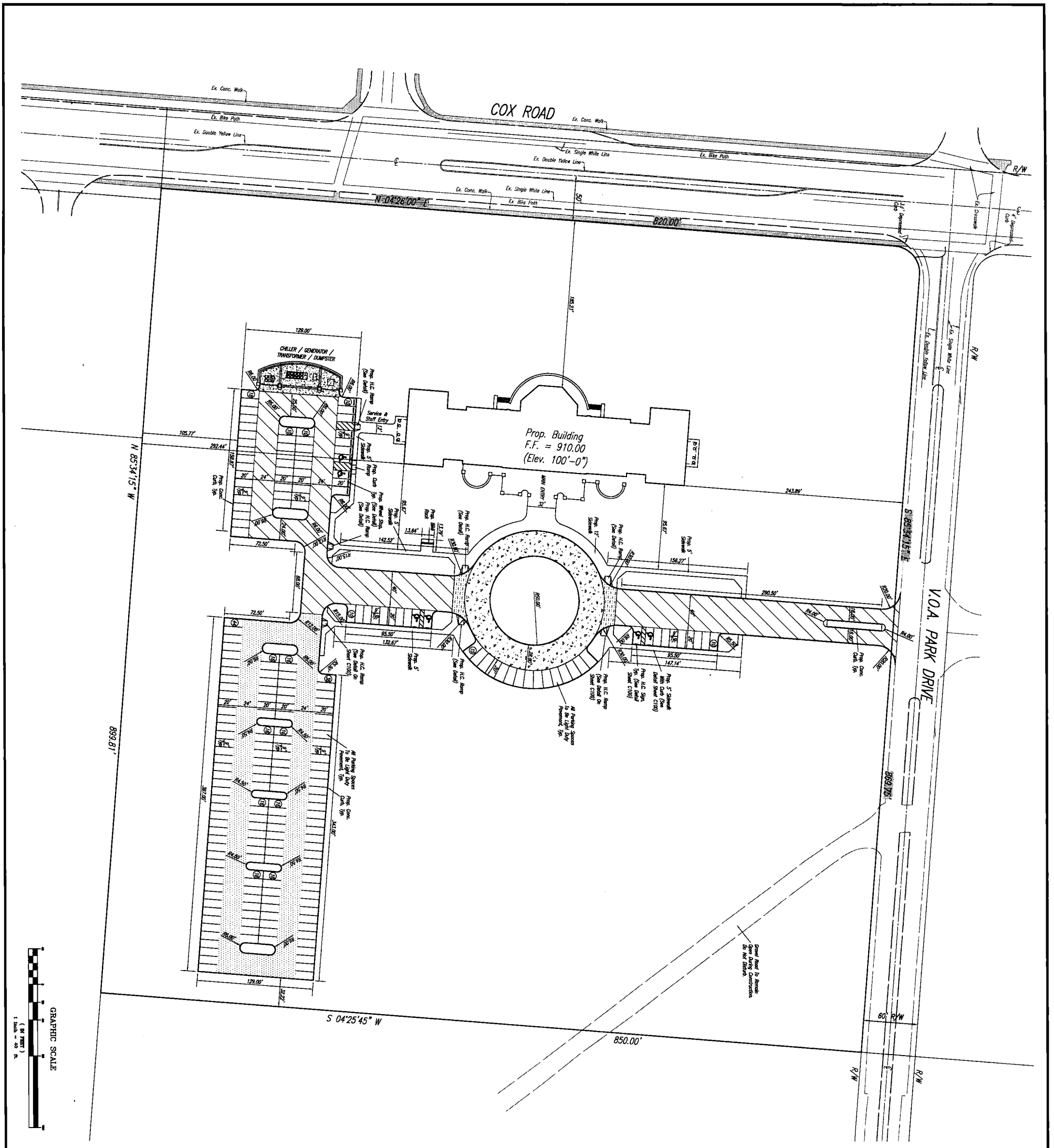


DETENTION FACILITY TABLE

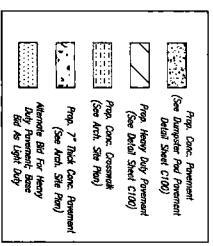
WATER ELEV.	Q10	Q50	VOLUME
904.00	13.95 CFS	21.72 CFS	23352 CF

		Champion/Arnold, Inc. 4400 West Chester Road Cincinnati, Ohio 45244 Phone: (513) 763-1100 Fax: (513) 763-1101	
ASSOCIATE 1/5/07 SCOPING DESIGN SET 3/16/07 DESIGN DEVELOPMENT SET 5/14/07 OWNER REVIEW SET 6/25/07 100% OWNER REVIEW 7/30/07 100%	DATE 7/30/07	NO. 100%	SHEETS 100%
PREPARED FOR MIAMI UNIVERSITY OFFICE OF FACILITY CONTRACTING WEST CHESTER, OHIO			
STATE PROJECT NUMBER 285-2001-104 VOICE OF AMERICA LEARNING CENTER V.O.A. PARK DRIVE			
PREPARED BY CHAMPION/ARNOLD, INC. ARCHITECTS 424 EAST FOURTH STREET CINCINNATI, OHIO 45202		DRAWING TITLE UTILITY PLAN	
DRAWING NO. 06-020	COMPILER REF. NO. 06-020	SHEET NO. 10	DATE 3/16/07

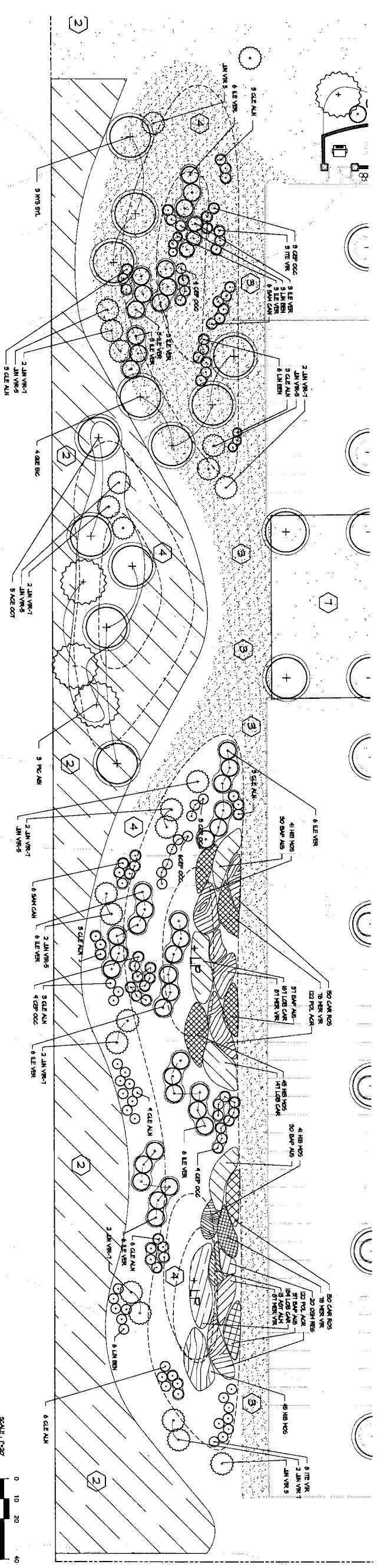




NORTH BASED ON A RANDOM BEARING SYSTEM
RELATIVE TO COX ROAD AND V.O.A. PARK DRIVE
DEDICATION PLAT AS RECORDED IN P.E. 3325 A-B
OF THE BUTLER COUNTY, OHIO RECORDS.



<p>Champion/Group, Inc. Architects 12500 W. 12th Street, Suite 100 Overland Park, KS 66204 Tel: 913-666-1100</p>		<p>1/2/07 SCHEDULE DESIGN SET</p> <p>3/16/07 DESIGN DEVELOPMENT SET</p> <p>5/16/07 OWNER REVIEW SET</p> <p>6/14/07 100% OWNER REVIEW</p> <p>7/1/07 FOR PERMITS</p> <p>DATE ISSUANCE</p>	
<p>STATE PROJECT NUMBER 285-2001-104 VOICE OF AMERICA LEARNING CENTER V.O.A. PARK DRIVE OHIO, OHIO</p>		<p>PREPARED FOR MIAMI UNIVERSITY OFFICE OF FACILITY CONTRACTING OXFORD, OHIO</p>	
<p>DESIGNED BY CHAMPION/Haupt, Inc. ARCHITECTS 424 EAST FRODOH STREET CHICKENVILLE, OHIO 43022</p>		<p>DATE 3/11/07</p>	
<p>DRAWING TITLE SITE LAYOUT PLAN</p>		<p>SHEET C104</p>	
<p>CONTRACT FILE NO. 06-070</p>		<p>DATE 3/11/07</p>	



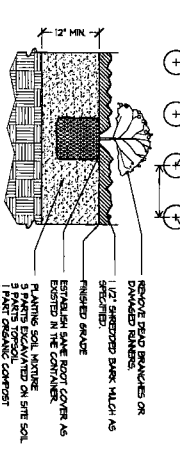
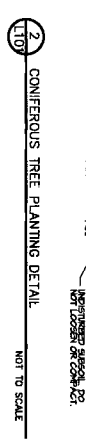
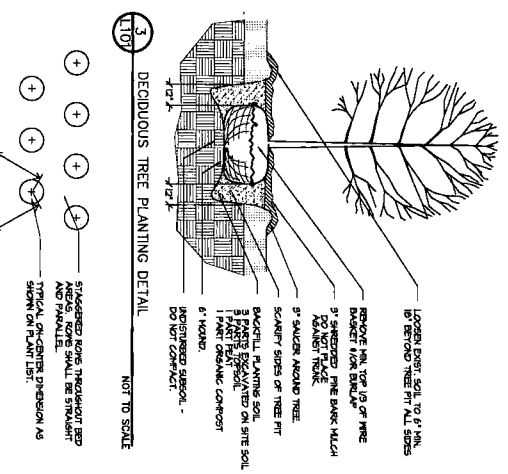
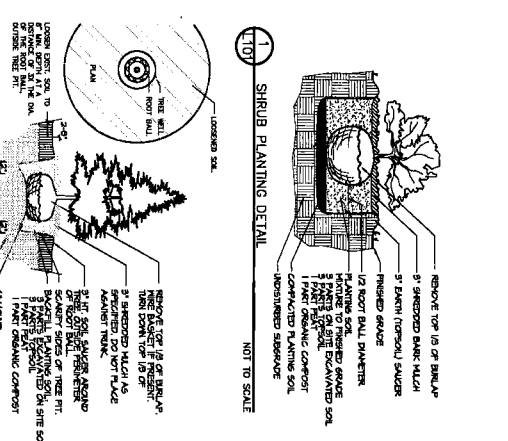
BUFFER PLANTING PLAN

BUFFER PLANT SCHEDULE

SYMBOL	QTY	BOTANICAL NAME	COMMON NAME	SIZE	REMARKS
TREES					
ACE OCT	5	ACER RUBROB. OCTOBER GLORY	OCTOBER GLORY RED MAPLE	2 1/2" CAL.	
JAN VR-1	4	JANIPERUS VIRGINIANA	EASTERN RED CEDAR	7'-8" HT.	
JAN VR-5	8	JANIPERUS VIRGINIANA	EASTERN RED CEDAR	5'-6" HT.	
INS SPT	3	INSELA SYLVATICA	BLACKGUM	2 1/2" CAL.	
PC ARI	3	PECA ABIES	NORWAY SPRUCE	8'-9"	
QUE BIC	4	QUERCUS BICOLOR	SWAMP WHITE OAK	4" CAL.	
DECIDUOUS SHRUBS					
CEP OCC	34	CERUALANTHUS OCCIDENTALIS	BUTTONWOOD	86 CONT.	FULL
CEP ALN	34	CETIVA ALYFOLIA	SATTSBERKET	86 CONT.	FULL
LIN BEA	8	LINDERA BIRZON	SPICEBUSH	86 CONT.	FULL
LE VER	48	LEX VERTICILLATA	WINTERBERRY	86 CONT.	FULL
TTE VER	6	TTEA VIRGINICA	VIRGINIA SWEETPIRE	86 CONT.	FULL
SANT CAN	12	SAMBUCUS CANADENSIS	ELDERBERRY	86 CONT.	FULL
PERENNIALS					
AST ALN	8	ASTRANTIA ALYFOLIA	WILD GINGER	PLUGS	3/4" O.C.
BUP AUS	184	BARTISIA AUSTRALIS	BLUE FLAG IRIS	PLUGS	24-30" O.C.
CAR ROS	300	CAREX ROSEA	CURLY-STILED WOOD SEDGE	PLUGS	1/4" O.C.
HIB ROS	172	HIBISCUS ROSICURTOS	ROSE HULLUM	PLUGS	3/4" O.C.
LOB CAR	608	LOBELIA CARDINALIS	CARDINAL FLOWER	PLUGS	12-18" O.C.
VER VER	300	VERTICISSA VIRGINICA	VIRGINIA BLUEBELLS	PLUGS	24" O.C.
OSM ROS	20	OSMANDA ROSALIS	ROYAL FERN	PLUGS	3/4" O.C.
POL AGR	244	POLYANTHUS AGRICOLAQUOS	CHRISTMAS TEEN	PLUGS	18" O.C.

GENERAL NOTES

- VERIFY GRADES REPRESENTATIVE OF ANY OBSTRUCTIONS OR ROCK SOIL CONDITIONS ENCOUNTERED THAT MAY AFFECT PLANT PLACEMENT OR HEALTH.
- PLANT SUBSTITUTIONS ARE NOT ALLOWED WITHOUT WRITTEN APPROVAL OF THE LANDSCAPE ARCHITECT.
- CONTRACTOR SHALL LOCATE AND VERIFY EXISTING UTILITIES (GATED) AND INDICATED FROM TO STARTING WORK AND BE HELD RESPONSIBLE FOR ANY DAMAGE.
- ANY FURTHER CORRECTIONS SHALL BE RESPONSIBLE FOR ANY DAMAGE.
- ALL PLANT MATERIAL TO MEET THE REQUIREMENTS OF AMERICAN STANDARD FOR NURSERY STOCK.
- INSTALL TREES, SHRUBS, AND PERENNIALS PER DETAILS. PROVIDE SHARDED HARDWOOD MULCH AT BENCH AS INDICATED.



REVISIONS

NO.	DATE	DESCRIPTION
1	1/14/01	ISSUE FOR PERMITTING
2	1/17/01	ISSUE FOR BIDDING
3	1/19/01	FOR BID

DESIGNED BY MVM LUMBER & ASSOCIATES, INC.
PROJECT NUMBER 285-2001-104
STATE OF AMERICA LEARNING CENTER
 V.O.A. PARK DRIVE
 WEST CHESTER, OHIO

PREPARED FOR MIAMI UNIVERSITY
 OFFICE OF FACILITY CONTRACTING
 OXFORD, OHIO

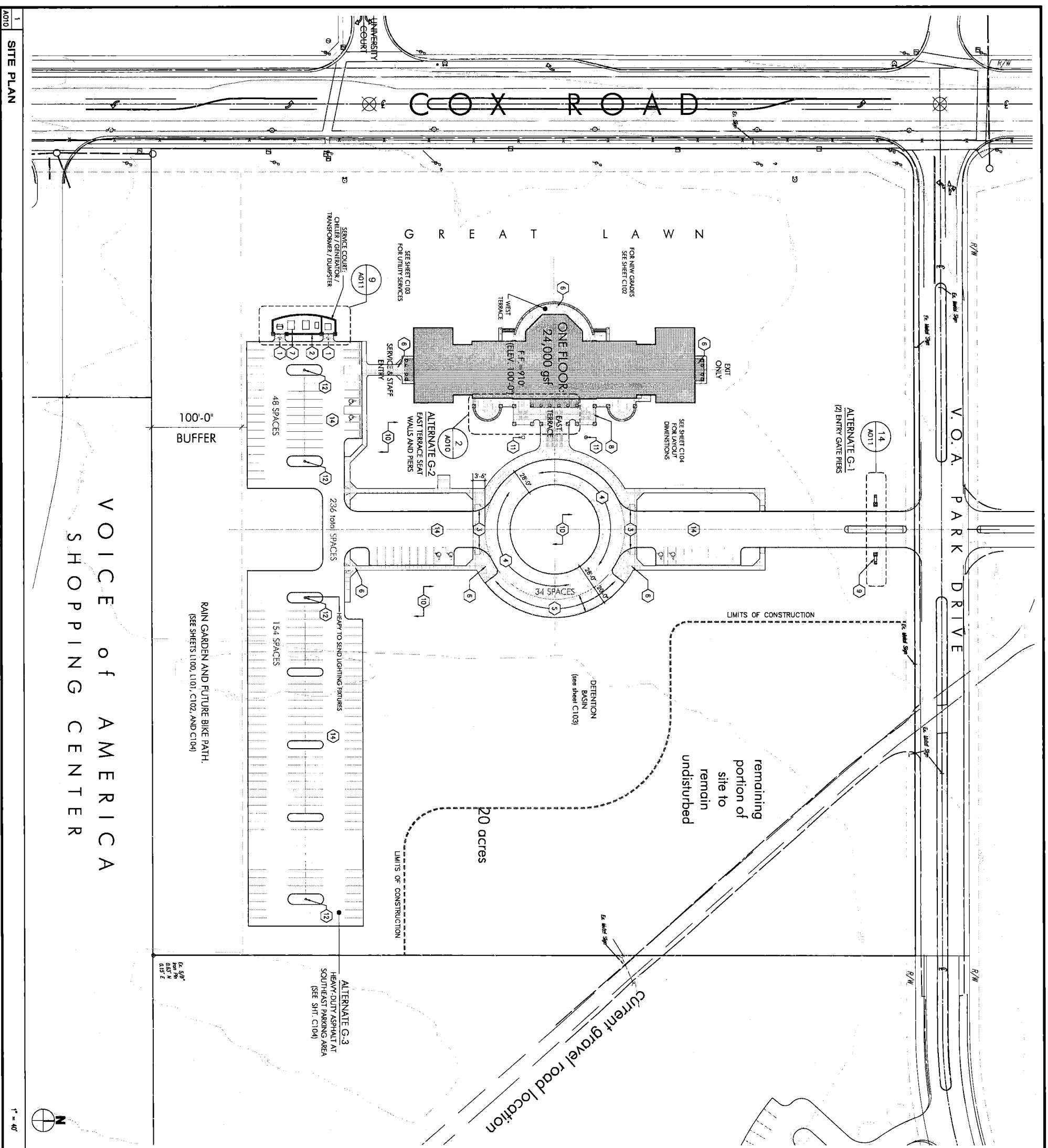
ARCHITECTS CHAMPLIN/HAAPT, INC.
 404 EAST TUSCUMPHRETT
 COLUMBUS, OHIO 43202

SCALE 1"=20'

DATE 7/19/2001

SCALE 1"=20'

SCALE 1"=20'



2 PARTIAL EAST TERRACE PLAN 1/8" = 1'-0"

1. GATES AT SERVICE COURT SCREEN WALL
2. MASONRY SCREEN WALL
3. CONCRETE CROSSWALK AND CURB RAMP. SEE TYP. DETAIL SHIT. C100
4. CONCRETE DRIVE
5. CONCRETE PARKING AREA
6. CONCRETE WALK/TERRACE WITH DECORATIVE SCUM/CONTROL JOINTS
7. DUMPSTER AND SERVICE COURT CONCRETE SLAB
8. EAST TERRACE CONCRETE WITH LIMIT PAVERS
9. ENTRANCE GATE/ SIGNAGE. (ALTERNATE G-1)
10. EXISTING TREES TO BE PROTECTED IN THIS AREA. SEE SHEET 1000 FOR EXISTING TREES TO BE PRESERVED AND TREE PROTECTION REQUIREMENTS DURING CONSTRUCTION.
11. FLAGPOLES (2)
12. POLE LIGHTS. (SEE ELECTRICAL SITE PLAN E10)
13. SCRAPPER DRAIN AT FOOT OF WALL
14. ASPHALT PAVING SEE SHEET C104 FOR ADDITIONAL INFORMATION
15. MASONRY PERS AND TERRACE WALLS (ALTERNATE G-2).

KEY NOTES

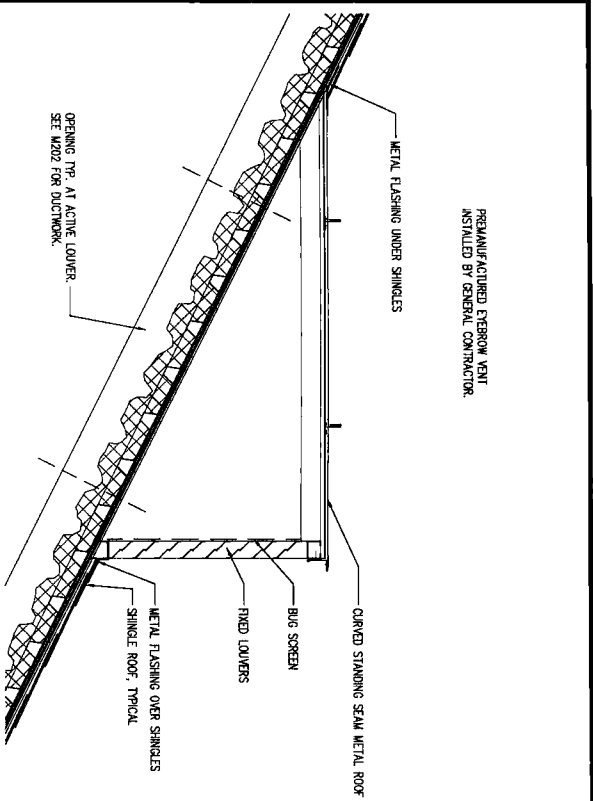
DATE	DESCRIPTION	BY	CHK
7/9/07	SCHEMATIC DESIGN SET		
7/19/07	DESIGN DEVELOPMENT SET		
8/14/07	ISSUE OWNER REVIEW		
7/26/07	100% OWNER REVIEW		
7/26/07	ISSUE PERMIT SET		

CHAMPLIN/HAGHT, INC.
 ARCHITECTS
 425 EAST TROBEN STREET
 CLEVELAND, OHIO 44115

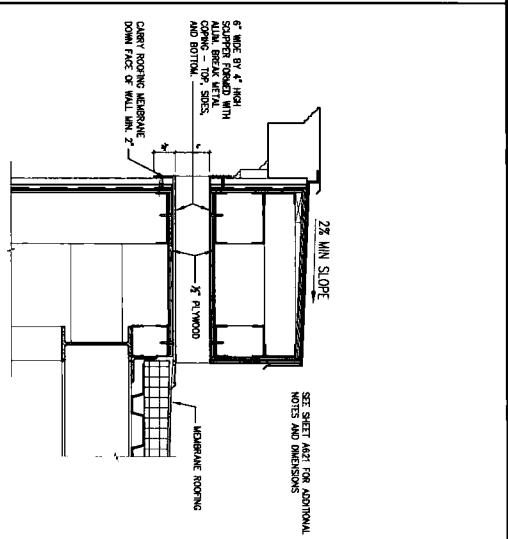
PREPARED FOR:
MIAMI UNIVERSITY
 OFFICE OF FACILITY CONTRACTING
 100 UNIVERSITY DRIVE
 OXFORD, OHIO 45056

STATE PROJECT NUMBER 285-2001-104
VOICE OF AMERICA LEARNING CENTER
 V.O.A. PARK DRIVE
 WEST CHESTER, OHIO

DRAWING TITLE: **ARCHITECTURAL SITE PLAN A010**
 SHEET NO. 1 OF 1
 DATE: 6/22/07

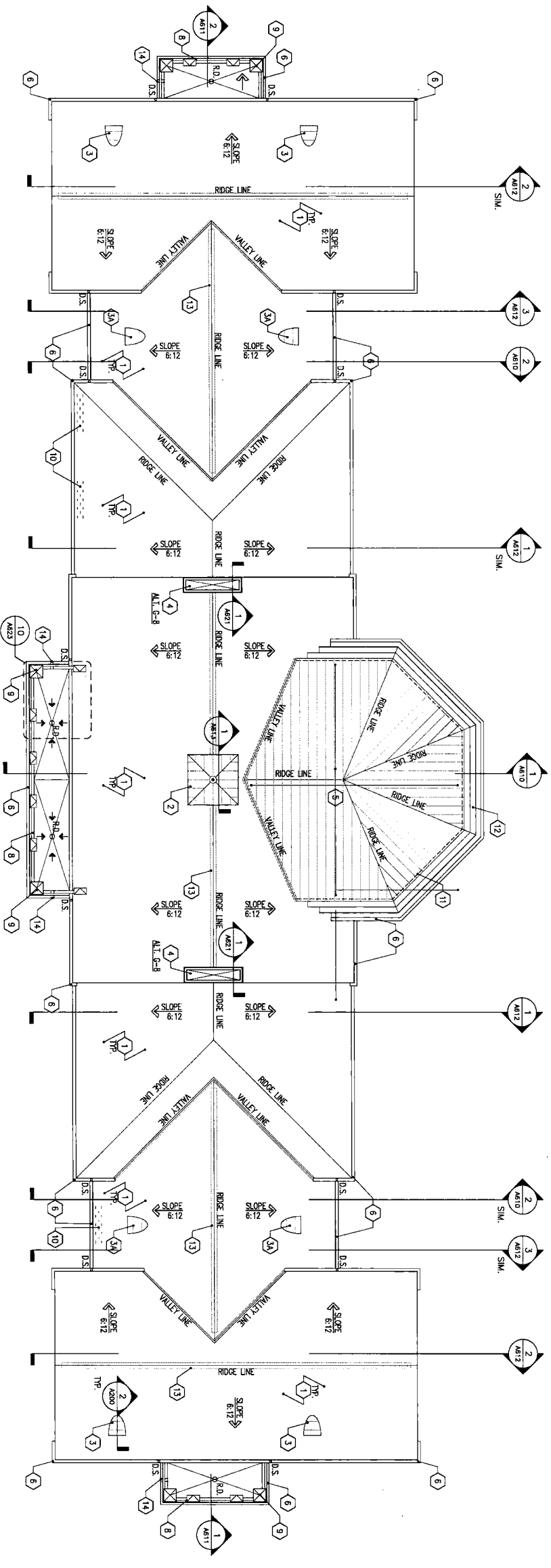


2 EYEBROW VENT SECTION
A200 1-1/2"=1'-0"



3 SCUPPER DETAIL
A200 3\"/>

- KEY NOTES**
1. BASE BID ASPHALT SHINGLES (ALT. C-7). SLATE-LOOK ROBBER COMPOSITE SHINGLES
 2. CUSTOM COPULA. PREMANUFACTURED. COPPER ROOF. AND FINALE.
 3. COPPER ROOFING OVER PREMANUFACTURED EYEBROW VENT (W/ ACTIVE LOUVER). INSTALLED BY GENERAL CONTRACTOR.
 4. COPPER ROOFING OVER PREMANUFACTURED EYEBROW VENT (THOSE LOUVERS WILL BE INACTIVE IF ALTERNATE C-5 IS ACCEPTED). INSTALLED BY GENERAL CONTRACTOR.
 5. FLASH CHIMNEY (ALT. C-8) TO GO IN WAITING TIM-BROCK VANEER PLUMBING VENTS SHALL BE CONCEALED BY CHIMNEY. SEE DETAIL 1/A821.
 6. STANDING-SEAM COPPER ROOF (FLAT-SEALED AT STEEPED AREAS OF LEICURE HALL).
 7. PRETENSIONED EXTENDED ALUMINUM GUTTERS.
 8. PREMANUFACTURED ALUMINUM BAUSTRAUBE. INSTALLED BY GENERAL CONTRACTOR.
 9. SCUPPER DRAIN FOR OVERFLOW.
 10. THREE ROWS OF TAB-STILE SNOW GUARDS OVER TERRACE DOORS.
 11. CONTINUOUS BAR-STILE SNOW GUARD AT BOTTOM OF STANDING SEAM ROOF. SEE WALL SECTION 1/A822 FOR MORE INFORMATION.
 12. "BIRDAIA STYLE" FLAT-SEALED STEEPED COPPER ROOF.
 13. CONTINUOUS RIDGE VENT BELOW CAP SHINGLES (BASE BID). NOTE: IF ALTERNATE C-5 IS ACCEPTED RIDGE VENT AND SCUPPER VENT WILL BE EXCLUDED.
 14. SCUPPER DRAIN FOR OVERFLOW AT PORCH ROOFS. SEE DETAIL 3/A200.



1 ROOF PLAN
A200

0 2 5 10 20 3/32" = 1'

STATE OF OHIO
BENJAMIN RICHMOND
REGISTERED PROFESSIONAL ARCHITECT
8808

DESIGNED BY: CHAMBLIN/HAULT, INC., ARCHITECTS
425 EAST ROYAL STREET, COLUMBUS, OHIO 43260

DATE: 9/13/07
COMPUTER FILE NO.: 911307-00
TEXT FILE NO.: RJK
DATE: 6/22/07

PROJECT NO.: 2985-2001-104
PROJECT NAME: VOICE OF AMERICA LEARNING CENTER
PROJECT ADDRESS: WEST CHESTER, OHIO

DATE: 1/3/07
SCHEMATIC DESIGN SET

DATE: 3/1/07
DESIGN DEVELOPMENT SET

DATE: 5/1/07
PER OWNER REVIEW

DATE: 6/1/07
100% OWNER REVIEW

DATE: 7/1/07
BID & PERMIT SET

DATE: 8/1/07
CONSTRUCTION SET

DATE: 9/1/07
AS-BUILT SET

DATE: 10/1/07
FINAL SET

DATE: 11/1/07
FINAL SET

DATE: 12/1/07
FINAL SET

DATE: 1/1/08
FINAL SET

DATE: 2/1/08
FINAL SET

DATE: 3/1/08
FINAL SET

DATE: 4/1/08
FINAL SET

DATE: 5/1/08
FINAL SET

DATE: 6/1/08
FINAL SET

DATE: 7/1/08
FINAL SET

DATE: 8/1/08
FINAL SET

DATE: 9/1/08
FINAL SET

DATE: 10/1/08
FINAL SET

DATE: 11/1/08
FINAL SET

DATE: 12/1/08
FINAL SET

DATE: 1/1/09
FINAL SET

DATE: 2/1/09
FINAL SET

DATE: 3/1/09
FINAL SET

DATE: 4/1/09
FINAL SET

DATE: 5/1/09
FINAL SET

DATE: 6/1/09
FINAL SET

DATE: 7/1/09
FINAL SET

DATE: 8/1/09
FINAL SET

DATE: 9/1/09
FINAL SET

DATE: 10/1/09
FINAL SET

DATE: 11/1/09
FINAL SET

DATE: 12/1/09
FINAL SET

DATE: 1/1/10
FINAL SET

DATE: 2/1/10
FINAL SET

DATE: 3/1/10
FINAL SET

DATE: 4/1/10
FINAL SET

DATE: 5/1/10
FINAL SET

DATE: 6/1/10
FINAL SET

DATE: 7/1/10
FINAL SET

DATE: 8/1/10
FINAL SET

DATE: 9/1/10
FINAL SET

DATE: 10/1/10
FINAL SET

DATE: 11/1/10
FINAL SET

DATE: 12/1/10
FINAL SET

DATE: 1/1/11
FINAL SET

DATE: 2/1/11
FINAL SET

DATE: 3/1/11
FINAL SET

DATE: 4/1/11
FINAL SET

DATE: 5/1/11
FINAL SET

DATE: 6/1/11
FINAL SET

DATE: 7/1/11
FINAL SET

DATE: 8/1/11
FINAL SET

DATE: 9/1/11
FINAL SET

DATE: 10/1/11
FINAL SET

DATE: 11/1/11
FINAL SET

DATE: 12/1/11
FINAL SET

DATE: 1/1/12
FINAL SET

DATE: 2/1/12
FINAL SET

DATE: 3/1/12
FINAL SET

DATE: 4/1/12
FINAL SET

DATE: 5/1/12
FINAL SET

DATE: 6/1/12
FINAL SET

DATE: 7/1/12
FINAL SET

DATE: 8/1/12
FINAL SET

DATE: 9/1/12
FINAL SET

DATE: 10/1/12
FINAL SET

DATE: 11/1/12
FINAL SET

DATE: 12/1/12
FINAL SET

DATE: 1/1/13
FINAL SET

DATE: 2/1/13
FINAL SET

DATE: 3/1/13
FINAL SET

DATE: 4/1/13
FINAL SET

DATE: 5/1/13
FINAL SET

DATE: 6/1/13
FINAL SET

DATE: 7/1/13
FINAL SET

DATE: 8/1/13
FINAL SET

DATE: 9/1/13
FINAL SET

DATE: 10/1/13
FINAL SET

DATE: 11/1/13
FINAL SET

DATE: 12/1/13
FINAL SET

DATE: 1/1/14
FINAL SET

DATE: 2/1/14
FINAL SET

DATE: 3/1/14
FINAL SET

DATE: 4/1/14
FINAL SET

DATE: 5/1/14
FINAL SET

DATE: 6/1/14
FINAL SET

DATE: 7/1/14
FINAL SET

DATE: 8/1/14
FINAL SET

DATE: 9/1/14
FINAL SET

DATE: 10/1/14
FINAL SET

DATE: 11/1/14
FINAL SET

DATE: 12/1/14
FINAL SET

DATE: 1/1/15
FINAL SET

DATE: 2/1/15
FINAL SET

DATE: 3/1/15
FINAL SET

DATE: 4/1/15
FINAL SET

DATE: 5/1/15
FINAL SET

DATE: 6/1/15
FINAL SET

DATE: 7/1/15
FINAL SET

DATE: 8/1/15
FINAL SET

DATE: 9/1/15
FINAL SET

DATE: 10/1/15
FINAL SET

DATE: 11/1/15
FINAL SET

DATE: 12/1/15
FINAL SET

DATE: 1/1/16
FINAL SET

DATE: 2/1/16
FINAL SET

DATE: 3/1/16
FINAL SET

DATE: 4/1/16
FINAL SET

DATE: 5/1/16
FINAL SET

DATE: 6/1/16
FINAL SET

DATE: 7/1/16
FINAL SET

DATE: 8/1/16
FINAL SET

DATE: 9/1/16
FINAL SET

DATE: 10/1/16
FINAL SET

DATE: 11/1/16
FINAL SET

DATE: 12/1/16
FINAL SET

DATE: 1/1/17
FINAL SET

DATE: 2/1/17
FINAL SET

DATE: 3/1/17
FINAL SET

DATE: 4/1/17
FINAL SET

DATE: 5/1/17
FINAL SET

DATE: 6/1/17
FINAL SET

DATE: 7/1/17
FINAL SET

DATE: 8/1/17
FINAL SET

DATE: 9/1/17
FINAL SET

DATE: 10/1/17
FINAL SET

DATE: 11/1/17
FINAL SET

DATE: 12/1/17
FINAL SET

DATE: 1/1/18
FINAL SET

DATE: 2/1/18
FINAL SET

DATE: 3/1/18
FINAL SET

DATE: 4/1/18
FINAL SET

DATE: 5/1/18
FINAL SET

DATE: 6/1/18
FINAL SET

DATE: 7/1/18
FINAL SET

DATE: 8/1/18
FINAL SET

DATE: 9/1/18
FINAL SET

DATE: 10/1/18
FINAL SET

DATE: 11/1/18
FINAL SET

DATE: 12/1/18
FINAL SET

DATE: 1/1/19
FINAL SET

DATE: 2/1/19
FINAL SET

DATE: 3/1/19
FINAL SET

DATE: 4/1/19
FINAL SET

DATE: 5/1/19
FINAL SET

DATE: 6/1/19
FINAL SET

DATE: 7/1/19
FINAL SET

DATE: 8/1/19
FINAL SET

DATE: 9/1/19
FINAL SET

DATE: 10/1/19
FINAL SET

DATE: 11/1/19
FINAL SET

DATE: 12/1/19
FINAL SET

DATE: 1/1/20
FINAL SET

DATE: 2/1/20
FINAL SET

DATE: 3/1/20
FINAL SET

DATE: 4/1/20
FINAL SET

DATE: 5/1/20
FINAL SET

DATE: 6/1/20
FINAL SET

DATE: 7/1/20
FINAL SET

DATE: 8/1/20
FINAL SET

DATE: 9/1/20
FINAL SET

DATE: 10/1/20
FINAL SET

DATE: 11/1/20
FINAL SET

DATE: 12/1/20
FINAL SET

DATE: 1/1/21
FINAL SET

DATE: 2/1/21
FINAL SET

DATE: 3/1/21
FINAL SET

DATE: 4/1/21
FINAL SET

DATE: 5/1/21
FINAL SET

DATE: 6/1/21
FINAL SET

DATE: 7/1/21
FINAL SET

DATE: 8/1/21
FINAL SET

DATE: 9/1/21
FINAL SET

DATE: 10/1/21
FINAL SET

DATE: 11/1/21
FINAL SET

DATE: 12/1/21
FINAL SET

DATE: 1/1/22
FINAL SET

DATE: 2/1/22
FINAL SET

DATE: 3/1/22
FINAL SET

DATE: 4/1/22
FINAL SET

DATE: 5/1/22
FINAL SET

DATE: 6/1/22
FINAL SET

DATE: 7/1/22
FINAL SET

DATE: 8/1/22
FINAL SET

DATE: 9/1/22
FINAL SET

DATE: 10/1/22
FINAL SET

DATE: 11/1/22
FINAL SET

DATE: 12/1/22
FINAL SET

DATE: 1/1/23
FINAL SET

DATE: 2/1/23
FINAL SET

DATE: 3/1/23
FINAL SET

DATE: 4/1/23
FINAL SET

DATE: 5/1/23
FINAL SET

DATE: 6/1/23
FINAL SET

DATE: 7/1/23
FINAL SET

DATE: 8/1/23
FINAL SET

DATE: 9/1/23
FINAL SET

DATE: 10/1/23
FINAL SET

DATE: 11/1/23
FINAL SET

DATE: 12/1/23
FINAL SET

DATE: 1/1/24
FINAL SET

DATE: 2/1/24
FINAL SET

DATE: 3/1/24
FINAL SET

DATE: 4/1/24
FINAL SET

DATE: 5/1/24
FINAL SET

DATE: 6/1/24
FINAL SET

DATE: 7/1/24
FINAL SET

DATE: 8/1/24
FINAL SET

DATE: 9/1/24
FINAL SET

DATE: 10/1/24
FINAL SET

DATE: 11/1/24
FINAL SET

DATE: 12/1/24
FINAL SET

DATE: 1/1/25
FINAL SET

DATE: 2/1/25
FINAL SET

DATE: 3/1/25
FINAL SET

DATE: 4/1/25
FINAL SET

DATE: 5/1/25
FINAL SET

DATE: 6/1/25
FINAL SET

DATE: 7/1/25
FINAL SET

DATE: 8/1/25
FINAL SET

DATE: 9/1/25
FINAL SET

DATE: 10/1/25
FINAL SET

DATE: 11/1/25
FINAL SET

DATE: 12/1/25
FINAL SET

DATE: 1/1/26
FINAL SET

DATE: 2/1/26
FINAL SET

DATE: 3/1/26
FINAL SET

DATE: 4/1/26
FINAL SET

DATE: 5/1/26
FINAL SET

DATE: 6/1/26
FINAL SET

DATE: 7/1/26
FINAL SET

DATE: 8/1/26
FINAL SET

DATE: 9/1/26
FINAL SET

DATE: 10/1/26
FINAL SET

DATE: 11/1/26
FINAL SET

DATE: 12/1/26
FINAL SET

DATE: 1/1/27
FINAL SET

DATE: 2/1/27
FINAL SET

DATE: 3/1/27
FINAL SET

DATE: 4/1/27
FINAL SET

DATE: 5/1/27
FINAL SET

DATE: 6/1/27
FINAL SET

DATE: 7/1/27
FINAL SET

DATE: 8/1/27
FINAL SET

DATE: 9/1/27
FINAL SET

DATE: 10/1/27
FINAL SET

DATE: 11/1/27
FINAL SET

DATE: 12/1/27
FINAL SET

DATE: 1/1/28
FINAL SET

DATE: 2/1/28
FINAL SET

DATE: 3/1/28
FINAL SET

DATE: 4/1/28
FINAL SET

DATE: 5/1/28
FINAL SET

DATE: 6/1/28
FINAL SET

DATE: 7/1/28
FINAL SET

DATE: 8/1/28
FINAL SET

DATE: 9/1/28
FINAL SET

DATE: 10/1/28
FINAL SET

DATE: 11/1/28
FINAL SET

DATE: 12/1/28
FINAL SET

DATE: 1/1/29
FINAL SET

DATE: 2/1/29
FINAL SET

DATE: 3/1/29
FINAL SET

DATE: 4/1/29
FINAL SET

DATE: 5/1/29
FINAL SET

DATE: 6/1/29
FINAL SET

DATE: 7/1/29
FINAL SET

DATE: 8/1/29
FINAL SET

DATE: 9/1/29
FINAL SET

DATE: 10/1/29
FINAL SET

DATE: 11/1/29
FINAL SET

DATE: 12/1/29
FINAL SET

DATE: 1/1/30
FINAL SET

DATE: 2/1/30
FINAL SET

DATE: 3/1/30
FINAL SET

DATE: 4/1/30
FINAL SET

DATE: 5/1/30
FINAL SET

DATE: 6/1/30
FINAL SET

DATE: 7/1/30
FINAL SET

DATE: 8/1/30
FINAL SET

DATE: 9/1/30
FINAL SET

DATE: 10/1/30
FINAL SET

DATE: 11/1/30
FINAL SET

DATE: 12/1/30
FINAL SET

DATE: 1/1/31
FINAL SET

DATE: 2/1/31
FINAL SET

DATE: 3/1/31
FINAL SET

DATE: 4/1/31
FINAL SET

DATE: 5/1/31
FINAL SET

DATE: 6/1/31
FINAL SET

DATE: 7/1/31
FINAL SET

DATE: 8/1/31
FINAL SET

DATE: 9/1/31
FINAL SET

DATE: 10/1/31
FINAL SET

DATE: 11/1/31
FINAL SET

DATE: 12/1/31
FINAL SET

DATE: 1/1/32
FINAL SET

DATE: 2/1/32
FINAL SET

DATE: 3/1/32
FINAL SET

DATE: 4/1/32
FINAL SET

DATE: 5/1/32
FINAL SET

DATE: 6/1/32
FINAL SET

DATE: 7/1/32
FINAL SET

DATE: 8/1/32
FINAL SET

DATE: 9/1/32
FINAL SET

DATE: 10/1/32
FINAL SET

DATE: 11/1/32
FINAL SET

DATE: 12/1/32
FINAL SET

DATE: 1/1/33
FINAL SET

DATE: 2/1/33
FINAL SET

DATE: 3/1/33
FINAL SET

DATE: 4/1/33
FINAL SET

DATE: 5/1/33
FINAL SET

DATE: 6/1/33
FINAL SET

DATE: 7/1/33
FINAL SET

DATE: 8/1/33
FINAL SET

DATE: 9/1/33
FINAL SET

DATE: 10/1/33
FINAL SET

DATE: 11/1/33
FINAL SET

DATE: 12/1/33
FINAL SET

DATE: 1/1/34
FINAL SET

DATE: 2/1/34
FINAL SET

DATE: 3/1/34
FINAL SET

DATE: 4/1/34
FINAL SET

DATE: 5/1/34
FINAL SET

DATE: 6/1/34
FINAL SET

DATE: 7/1/34
FINAL SET

DATE: 8/1/34
FINAL SET

DATE: 9/1/34
FINAL SET

DATE: 10/1/34
FINAL SET

DATE: 11/1/34
FINAL SET

DATE: 12/1/34
FINAL SET

DATE: 1/1/35
FINAL SET

DATE: 2/1/35
FINAL SET

DATE: 3/1/35
FINAL SET

DATE: 4/1/35
FINAL SET

DATE: 5/1/35
FINAL SET

DATE: 6/1/35
FINAL SET

DATE: 7/1/35
FINAL SET

DATE: 8/1/35
FINAL SET

DATE: 9/1/35
FINAL SET

DATE: 10/1/35
FINAL SET

DATE: 11/1/35
FINAL SET

DATE: 12/1/35
FINAL SET

DATE: 1/1/36
FINAL SET

DATE: 2/1/36
FINAL SET

DATE: 3/1/36
FINAL SET

DATE: 4/1/36
FINAL SET

DATE: 5/1/36
FINAL SET

DATE: 6/1/36
FINAL SET

DATE: 7/1/36
FINAL SET

DATE: 8/1/36
FINAL SET

DATE: 9/1/36
FINAL SET

DATE: 10/1/36
FINAL SET

DATE: 11/1/36
FINAL SET

DATE: 12/1/36
FINAL SET

DATE: 1/1/37
FINAL SET

DATE: 2/1/37
FINAL SET

DATE: 3/1/37
FINAL SET

DATE: 4/1/37
FINAL SET

DATE: 5/1/37
FINAL SET

DATE: 6/1/37
FINAL SET

DATE: 7/1/37
FINAL SET

DATE: 8/1/37
FINAL SET

DATE: 9/1/37
FINAL SET

DATE: 10/1/37
FINAL SET

DATE: 11/1/37
FINAL SET

DATE: 12/1/37
FINAL SET

DATE: 1/1/38
FINAL SET

DATE: 2/1/38
FINAL SET

DATE: 3/1/38
FINAL SET

DATE: 4/1/38
FINAL SET

DATE: 5/1/38
FINAL SET

DATE: 6/1/38
FINAL SET

DATE: 7/1/38
FINAL SET

DATE: 8/1/38
FINAL SET

DATE: 9/1/38
FINAL SET

DATE: 10/1/38
FINAL SET

DATE: 11/1/38
FINAL SET

DATE: 12/1/38
FINAL SET

DATE: 1/1/39
FINAL SET

DATE: 2/1/39
FINAL SET

DATE: 3/1/39
FINAL SET

DATE: 4/1/39
FINAL SET

DATE: 5/1/39
FINAL SET

DATE: 6/1/39
FINAL SET

DATE: 7/1/39
FINAL SET

DATE: 8/1/39
FINAL SET

DATE: 9/1/39
FINAL SET

DATE: 10/1/39
FINAL SET

DATE: 11/1/39
FINAL SET

DATE: 12/1/39
FINAL SET

DATE: 1/1/40
FINAL SET

DATE: 2/1/40
FINAL SET

DATE: 3/1/40
FINAL SET

DATE: 4/1/40
FINAL SET

DATE: 5/1/40
FINAL SET

DATE: 6/1/40
FINAL SET

DATE: 7/1/40
FINAL SET

DATE: 8/1/40
FINAL SET

DATE: 9/1/40
FINAL SET

DATE: 10/1/40
FINAL SET

DATE: 11/1/40
FINAL SET

DATE: 12/1/40
FINAL SET

DATE: 1/1/41
FINAL SET

DATE: 2/1/41
FINAL SET

DATE: 3/1/41
FINAL SET

DATE: 4/1/41
FINAL SET

DATE: 5/1/41
FINAL SET

DATE: 6/1/41
FINAL SET

DATE: 7/1/41
FINAL SET

DATE: 8/1/41
FINAL SET

DATE: 9/1/41
FINAL SET

DATE: 10/1/41
FINAL SET

DATE: 11/1/41
FINAL SET

DATE: 12/1/41
FINAL SET

DATE: 1/1/42
FINAL SET

DATE: 2/1/42
FINAL SET

DATE: 3/1/42
FINAL SET

DATE: 4/1/42
FINAL SET

DATE: 5/1/42
FINAL SET

DATE: 6/1/42
FINAL SET

DATE: 7/1/42
FINAL SET

DATE: 8/1/42
FINAL SET

DATE: 9/1/42
FINAL SET

DATE: 10/1/42
FINAL SET

DATE: 11/1/42
FINAL SET

DATE: 12/1/42
FINAL SET

DATE: 1/1/43
FINAL SET

DATE: 2/1/43
FINAL SET

DATE: 3/1/43
FINAL SET

DATE: 4/1/43
FINAL SET

DATE: 5/1/43
FINAL SET

DATE: 6/1/43
FINAL SET

DATE: 7/1/43
FINAL SET

DATE: 8/1/43
FINAL SET

DATE: 9/1/43
FINAL SET

DATE: 10/1/43
FINAL SET

DATE: 11/1/43
FINAL SET

DATE: 12/1/43
FINAL SET

DATE: 1/1/44
FINAL SET

DATE: 2/1/44
FINAL SET

DATE: 3/1/44
FINAL SET

DATE: 4/1/44
FINAL SET

DATE: 5/1/44
FINAL SET

DATE: 6/1/44
FINAL SET

DATE: 7/1/44
FINAL SET

DATE: 8/1/44
FINAL SET

DATE: 9/1/44
FINAL SET

DATE: 10/1/44
FINAL SET

DATE: 11/1/44
FINAL SET

DATE: 12/1/44
FINAL SET

DATE: 1/1/45
FINAL SET

DATE: 2/1/45
FINAL SET

DATE: 3/1/45
FINAL SET

DATE: 4/1/45
FINAL SET

DATE: 5/1/45
FINAL SET

DATE: 6/1/45
FINAL SET

DATE: 7/1/45
FINAL SET

DATE: 8/1/45
FINAL SET

DATE: 9/1/45
FINAL SET

DATE: 10/1/45
FINAL SET

DATE: 11/1/45
FINAL SET

DATE: 12/1/45
FINAL SET

DATE: 1/1/46
FINAL SET

DATE: 2/1/46
FINAL SET

DATE: 3/1/46
FINAL SET

DATE: 4/1/46
FINAL SET

DATE: 5/1/46
FINAL SET

DATE: 6/1/46
FINAL SET

DATE: 7/1/46
FINAL SET

DATE: 8/1/46
FINAL SET

DATE: 9/1/46
FINAL SET

DATE: 10/1/46
FINAL SET

DATE: 11/1/46
FINAL SET

DATE: 12/1/46
FINAL SET

DATE: 1/1/47
FINAL SET

DATE: 2/1/47
FINAL SET

DATE: 3/1/47
FINAL SET

DATE: 4/1/47
FINAL SET

DATE: 5/1/47
FINAL SET

DATE: 6/1/47
FINAL SET

DATE: 7/1/47
FINAL SET

DATE: 8/1/47
FINAL SET

DATE: 9/1/47
FINAL SET

DATE: 10/1/47
FINAL SET

DATE: 11/1/47
FINAL SET

DATE: 12/1/47
FINAL SET

DATE: 1/1/48
FINAL SET

DATE: 2/1/48
FINAL SET

DATE: 3/1/48
FINAL SET

DATE: 4/1/48
FINAL SET

DATE: 5/1/48
FINAL SET

DATE: 6/1/48
FINAL SET

DATE: 7/1/48
FINAL SET

DATE: 8/1/48
FINAL SET

DATE: 9/1/48
FINAL SET

DATE: 10/1/48
FINAL SET

DATE: 11/1/48
FINAL SET

DATE: 12/1/48
FINAL SET

DATE: 1/1/49
FINAL SET

DATE: 2/1/49
FINAL SET

DATE: 3/1/49
FINAL SET

DATE: 4/1/49
FINAL SET

DATE: 5/1/49
FINAL SET

DATE: 6/1/49
FINAL SET

DATE: 7/1/49
FINAL SET

DATE: 8/1/49
FINAL SET

DATE: 9/1/49
FINAL SET

DATE: 10/1/49
FINAL SET

DATE: 11/1/49
FINAL SET

DATE: 12/1/49
FINAL SET

DATE: 1/1/50
FINAL SET

DATE: 2/1/50
FINAL SET

DATE: 3/1/50
FINAL SET

DATE: 4/1/50
FINAL SET

DATE: 5/1/50
FINAL SET

DATE: 6/1/50
FINAL SET

DATE: 7/1/50
FINAL SET

DATE: 8/1/50
FINAL SET

DATE: 9/1/50
FINAL SET

DATE: 10/1/50
FINAL SET

DATE: 11/1/50
FINAL SET

DATE: 12/1/50
FINAL SET

DATE: 1/1/51
FINAL SET

DATE: 2/1/51
FINAL SET

DATE: 3/1/51
FINAL SET

DATE: 4/1/51
FINAL SET

DATE: 5/1/51
FINAL SET

DATE: 6/1/51
FINAL SET

DATE: 7/1/51
FINAL SET

DATE: 8/1/51
FINAL SET

DATE: 9/1/51
FINAL SET

DATE: 10/1/51
FINAL SET

DATE: 11/1/51
FINAL SET

DATE: 12/1/51
FINAL SET

DATE: 1/1/52
FINAL SET

DATE: 2/1/52
FINAL SET

DATE: 3/1/52
FINAL SET

DATE: 4/1/52
FINAL SET

DATE: 5/1/52
FINAL SET

DATE: 6/1/52
FINAL SET

DATE: 7/1/52
FINAL SET

DATE: 8/1/52
FINAL SET

DATE: 9/1/52
FINAL SET

DATE: 10/1/52
FINAL SET

DATE: 11/1/52
FINAL SET

DATE: 12/1/52
FINAL SET

DATE: 1/1/53
FINAL SET

DATE: 2/1/53
FINAL SET

DATE: 3/1/53
FINAL SET

DATE: 4/1/53
FINAL SET

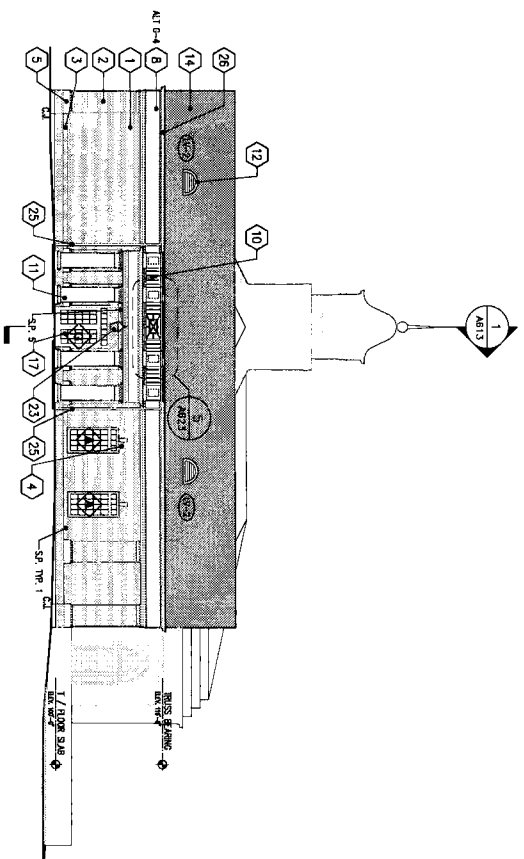
DATE: 5/1/53
FINAL SET

DATE: 6/1/53
FINAL SET

DATE: 7/1/53
FINAL SET

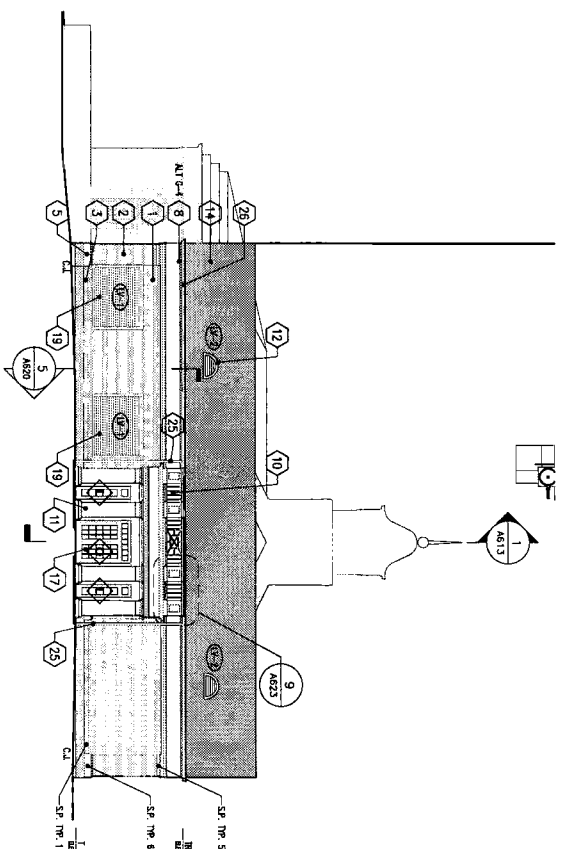
DATE: 8/1/53
FINAL SET

DATE: 9/1/53



3 NORTH ELEVATION

3/32" = 1'



4 SOUTH ELEVATION

3/32" = 1'

1. EXTERIOR COLORS:
 COLOR #1: DAKOTA LAND ICE #56
 TYP. FOR ALL EXTERIOR TRIM, WINDOWS, ENTRANCES, LOUVERS, COPULA BUTTERS, AND DOWNSPOUTS
 COLOR #2: TO BE DETERMINED
 COLOR #3: TO BE DETERMINED
 COLOR #4: TO BE DETERMINED
 2. SEE SHIT. A622 FOR SPECIAL SHAPES (ABBREVIATED S.P.)

GENERAL NOTES

1. BRICK VENEER - FLUSH BOND PATTERN W/ COLORED MORTAR & QUARTER JOINTS
2. BRICK VENEER PLASTER
3. BRICK WATER TABLE, SEE SPECIAL SHAPE BOOK (S.P.) SET 2/16/02
4. JACOBI LIGHT (LIT) PANEL WITH MORTAR-CUT BRICK SETBACK, MANUFACTURED STONE "COSTUME" MORTAR INDICATED, SEE DETAIL 2/16/02
5. MANUFACTURED STONE ACCENTS, SEE SPECIAL SHAPES SHIT. A622
6. MIXED MANUFACTURED STONE PANEL, TEXT AND SEAL
7. MASONRY WALL WITH MATCHING BRICK AND MANUFACTURED STONE CAP, SEE FASION PANELS SHIT. A612
8. PAINTED BRICK FASION, COLOR #1 (A. TYPICAL C-4, PRE-FINISHED DETERMINED ALUMINUM FASION)
9. PRE-MANUFACTURED CUSTOM COPULA, ALUMINUM OVAL, COLOR #1, ALUMINUM WINDOW CORNER ROOF AND PRE-MANUFACTURED DETERMINED ALUMINUM BUILDING, COLOR #1
10. PRE-MANUFACTURED CUSTOM COPULA, ALUMINUM OVAL, COLOR #1, ALUMINUM WINDOW CORNER ROOF AND PRE-MANUFACTURED DETERMINED ALUMINUM BUILDING, COLOR #1
11. PRE-MANUFACTURED CUSTOM COPULA, ALUMINUM OVAL, COLOR #1, ALUMINUM WINDOW CORNER ROOF AND PRE-MANUFACTURED DETERMINED ALUMINUM BUILDING, COLOR #1
12. PRE-MANUFACTURED CUSTOM COPULA, ALUMINUM OVAL, COLOR #1, ALUMINUM WINDOW CORNER ROOF AND PRE-MANUFACTURED DETERMINED ALUMINUM BUILDING, COLOR #1
13. DETERMINED CUSTOM PLASTER (PREMIXED COLORED - COLOR #2)
14. BASE NO. ASPHALT SHIMMERS (ALTERNATE C-7), "SLATE-LOOK" COMPOSITE RUBBER ROOFING
15. STAINLESS-STEEL COPPER ROOF (FULL-SHADE AT SLOPED AREAS)
16. ALUMINUM WINDOW WITH SHALATED COPPER LINES, "TYPICAL COPPER" SPECIAL SHIT. TO BE DETERMINED COLOR, TOP SHOW THROUGH ALL ALUMINUM WINDOW TO BE PREFINISHED COLOR #1
17. ALUMINUM WINDOW WITH SHALATED COPPER LINES TO MATCH WINDOW, ALL DRAINAGE COPPER AND FINISHES TO BE PREFINISHED COLOR #1
18. ALUMINUM ONE, WINDOW WITH APPLIED LINING AND SHIMMER GLASS
19. LOUVER, COLOR #1
20. FAULT CHARACTERS CLAYED IN MATCHING BRICK-ROOF VENEER, EXHAUST VENTS TO BE CONCEALED WITH OVERLAP, SEE ALLEY SHEET, (ALTERNATE C-8)
21. PREFINISHED FIBERGLASS SHIMMERS, COLOR #1
22. MANUFACTURED STONE UNIT MASONRY VENEER WALL
23. OCCUPANT RESPONSIBILITY: FINE LOW PROFILE, SEE ELECTRICAL, ELEC. 0001
24. ALUMINUM WINDOW WITH SHALATED COPPER LINES, "TYPICAL COPPER" SPECIAL SHIT. (NON-CORRODED), ALL ALUMINUM WINDOW TO BE FINISHED COLOR #1
25. 3" x 4" RECTANGULAR ALUMINUM DOWNSPOUT, BE INTO STONE STAIRS, SEE ONE DRAWING
26. EXTERIOR EXPANDED ALUMINUM LAMP DETERMINED COLOR #1
27. WHITE PAINT OF "TUB-SHIRT" SHAW GUARDS OVER TERRACE COORS
28. TERRAZZO STILE, FULL-SHADE STEREO CORNER ROOF

KEY NOTES

Champion/Haupt Inc.
 314 EAST TOWN STREET
 COLUMBUS, OHIO 43202
 TEL: 614.221.1111 FAX: 614.221.1112

DATE	REVISIONS	NO.	DATE	REVISIONS
7/9/07	SCHEMATIC DESIGN SET			
5/9/07	DESIGN DEVELOPMENT SET			
6/14/07	ISSUE OWNER REVIEW			
7/9/07	100% OWNER REVIEW			
7/9/07	BB & PRELIM SET			

STATE OF OHIO
 REGISTERED ARCHITECT
 BERT J. HAUPT
 9908

DESIGNED BY
CHAMPION/HAUPT, INC. ARCHITECTS
 424 EAST TOWN STREET
 COLUMBUS, OHIO 43202

PREPARED FOR
MIAMI UNIVERSITY
 OFFICE OF FACILITY CONSULTING
 100 UNIVERSITY DRIVE
 OXFORD, OHIO 45056

STATE PROJECT NUMBER 285-2001-104
VOICE OF AMERICA LEARNING CENTER
 WEST CHESTER, OHIO

DRAWING TITLE
EXTERIOR ELEVATIONS A600

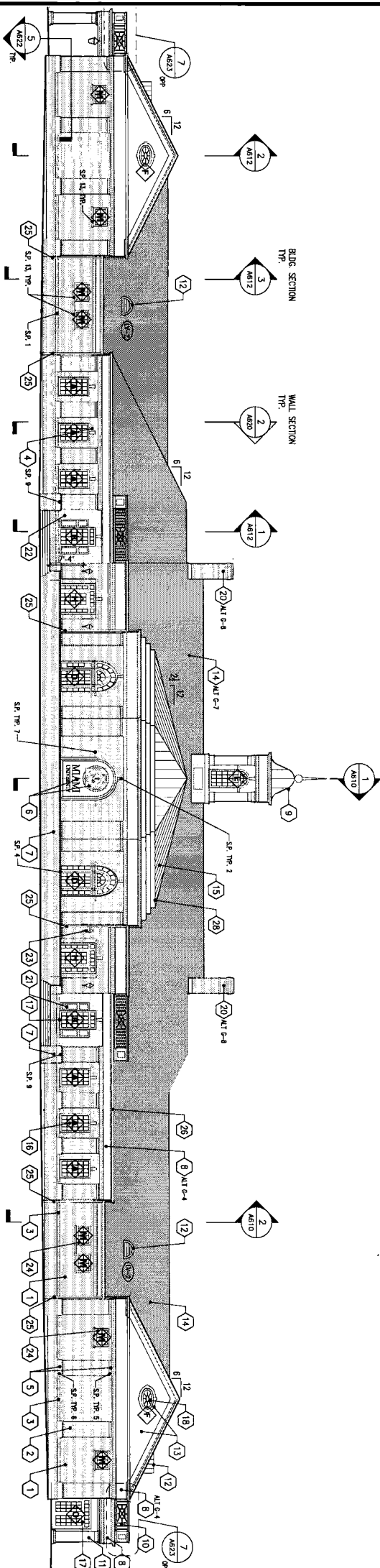
SCALE: 3/32" = 1'

DATE: 6/22/07

BY: KSK

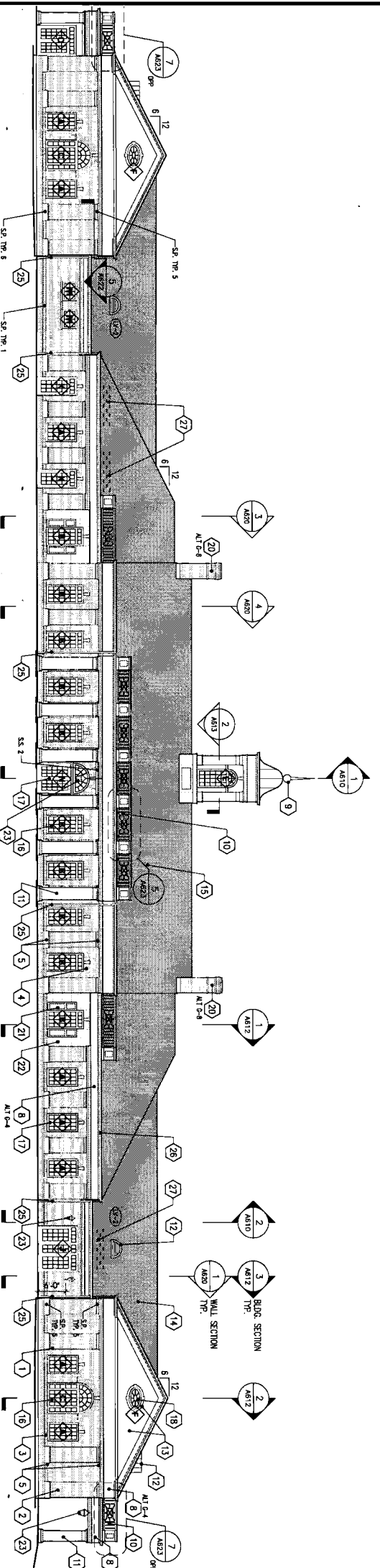
CHECK: KSK

APPROVED: KSK



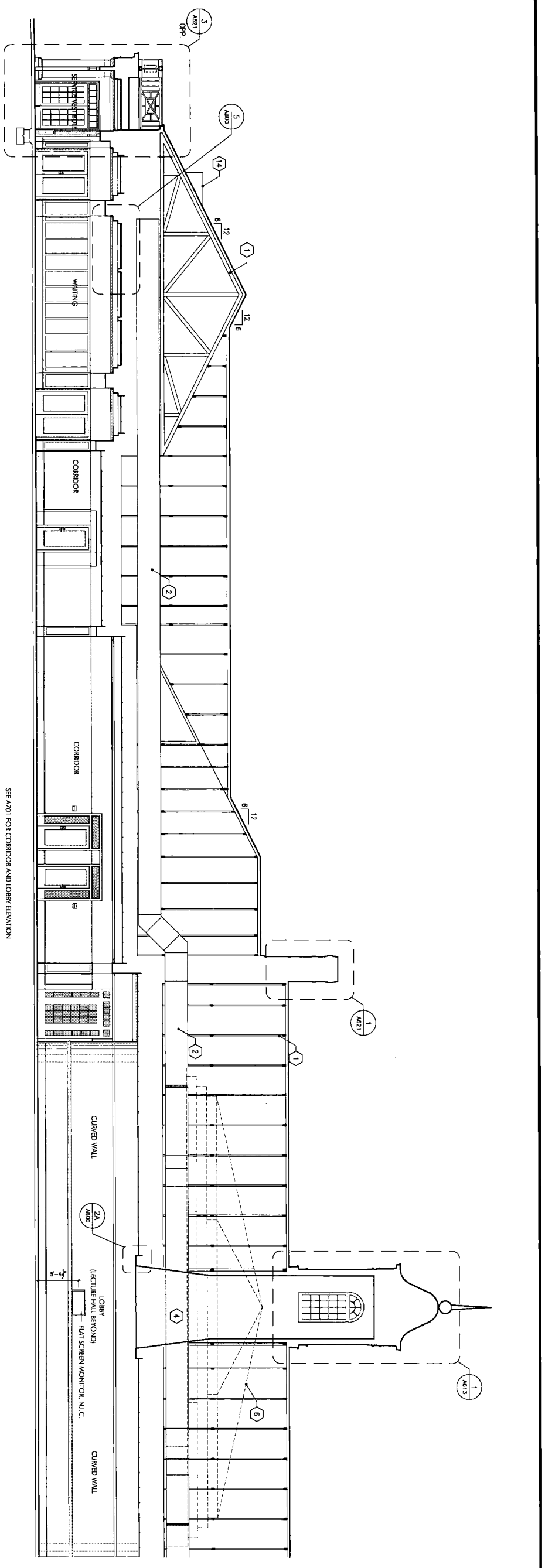
2 WEST ELEVATION

3/32" = 1'



1 EAST ELEVATION

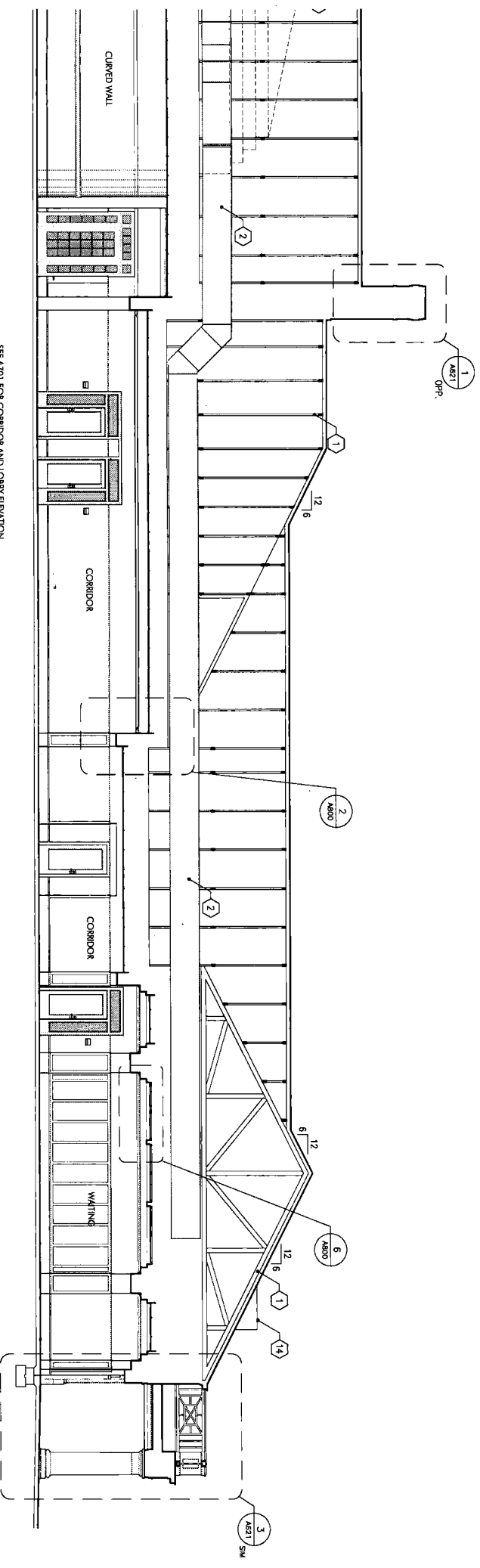
3/32" = 1'



2 PARTIAL BUILDING SECTION (CONTINUED BELOW)

SEE A201 FOR CORRIDOR AND LOBBY ELEVATION

3/16" = 1'



1 PARTIAL BUILDING SECTION (CONTINUED ABOVE)

SEE A201 FOR CORRIDOR AND LOBBY ELEVATION

3/16" = 1'

1. PRE-ENGINEERED LIGHT GAUGE METAL ROOF SCISSORS CROSS REFER TO STRUCTURAL DRAWINGS. ATTACH 5/8" G.P. BOARD (VAPOR AND INSULATED COMPOUNDS TO BOTTOM CHORD OF TRUSS).
2. MAIN SUPPLY AIR DUCT BRANCH. REFER TO MECHANICAL DRAWINGS
3. FIXED AUDITORIUM STYLE SEATING
4. LIGHTWELL OPEN TO LOBBY
5. ROOF OUTLINE BEYOND
6. BUILDING AND FLOOR OUTLINE BEYOND
7. CURVED G.P. BO. SPENTS PER REFLECTED CEILING PLAN
8. SLOPED CEILING CLOUD WITH WOOD FINISH
9. FIXED TABLE WITH LOOSE CHAIRS (CHAIRS ARE N.I.C.)
10. LOOSE TABLES WITH LOOSE CHAIRS (N.I.C.)
11. CEILING PROJECTOR
12. RECESSED MOTORISED PROJECTION SCREEN
13. BALUSTRADE. SEE ROOF PLAN FOR LOCATIONS AND A&E23 FOR DETAILS
14. EMBROW VENT BEYOND

KEY NOTES

DATE	DESCRIPTION	BY	CHK
7/9/07	SCHEMATIC DESIGN SET		
5/18/07	DESIGN DEVELOPMENT SET		
6/14/07	50% OWNER REVIEW		
7/26/07	100% OWNER REVIEW		
7/26/07	100% PERMIT SET		

PREPARED FOR
MIAMI UNIVERSITY
OFFICE OF FACILITY CONTRACTING
OXFORD, OHIO

DESIGNED BY
CHAMPLIN/HAUPT, INC. ARCHITECTS
424 EAST TOWN STREET
CINCINNATI, OHIO 45202

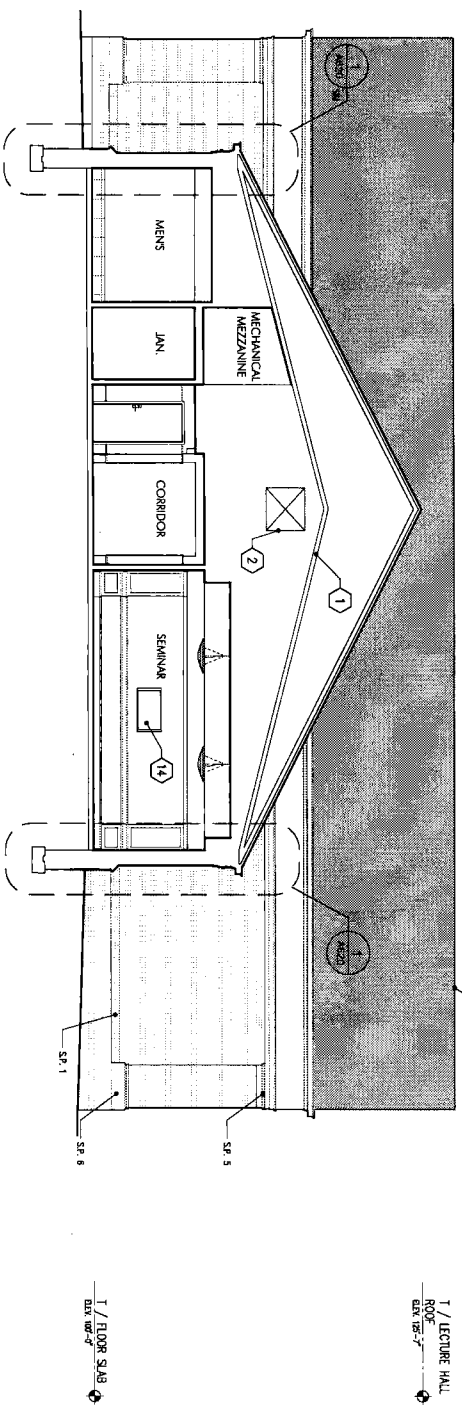
PROJECT TITLE
VOICE OF AMERICA LEARNING CENTER
V.O.A. PARK DRIVE
WEST CHESTER, OHIO

DRAWING TITLE
BUILDING SECTIONS

SHEET NO.
A611

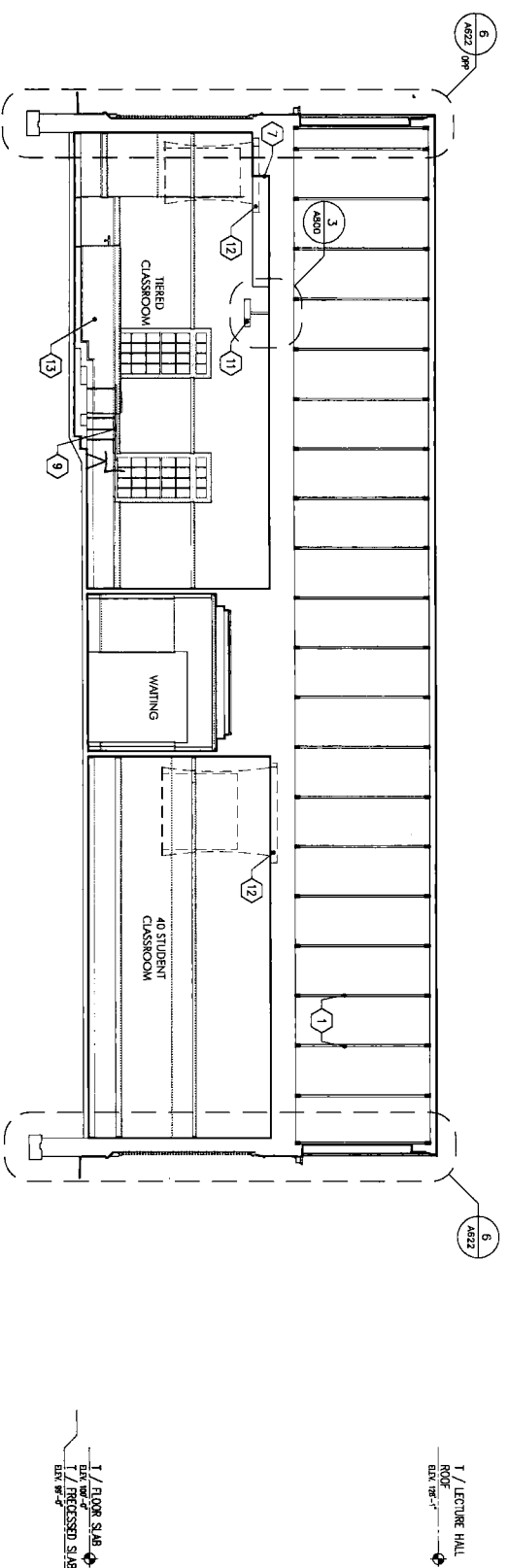


DATE
6/22/07



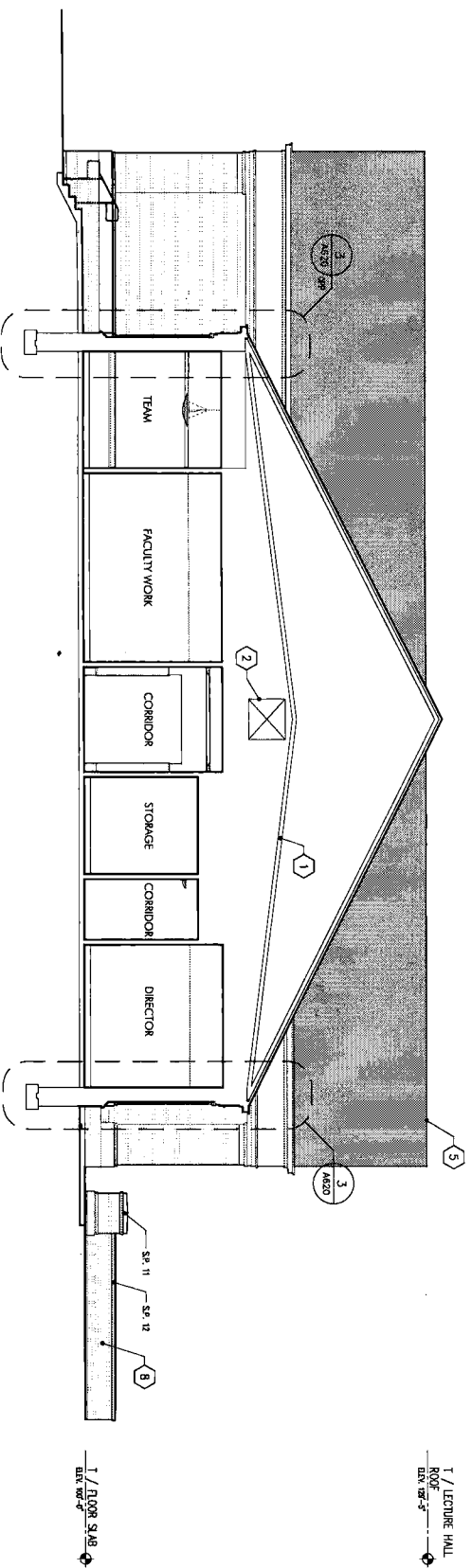
3 BUILDING SECTION

AS12 3/8" = 1'




2 BUILDING SECTION

AS12 3/8" = 1'



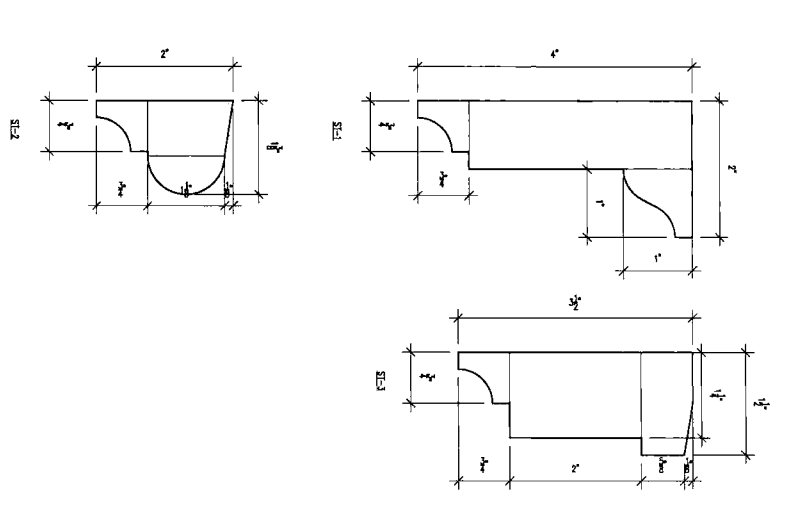
1 BUILDING SECTION

AS12 3/8" = 1'



4 FASCIA SECTION

AS12 6" = 1'-0"



5 EXT. WOOD TRIM PROFILES FULL SCALE

1. PRE-ENGINEERED LIGHT GAUGE METAL ROOF SPOSSORS TRUSS REFER TO STRUCTURAL DRAWINGS. ATTACH 5/8" O.P.R. BOLD TYPED AND WOODS CONTINUOUS TO BOTTOM CHORD OF TRUSS.
2. MAIN SUPPLY AIR DUCT BRANCH REFER TO MECHANICAL DRAWINGS
3. FIXED MODERNISM STYLE SEALING
4. LIGHTWELL OPEN TO LOBBY
5. ROOF OUTLINE BEYOND
6. BUILDING AND FLOOR OUTLINE BEYOND
7. CURVED O.P.R. BO. SPOSSIS PER REFLECTED CEILING PLAN
8. EAST TERRACE WALLS & FIBERS (ALTERNATE G-2)
9. FIXED TABLE WITH LOOSE CHAIRS (CHAIRS SEE N.I.C.)
10. LOOSE TABLES WITH LOOSE CHAIRS (N.I.C.)
11. CEILING PROJECTOR
12. RECESSED MOTORIZED PROJECTION SCREEN
13. PARTIAL WALL AT RAMP
14. FLAT SCREEN MONITOR MOUNTED TO WALL, N.I.C.

KEY NOTES

DATE	REVISIONS	NO.	DATE	REVISIONS
1/9/07	SCHEMATIC DESIGN SET			
3/9/07	DESIGN DEVELOPMENT SET			
5/9/07	SEC OWNER REVIEW			
6/9/07	LOOK OWNER REVIEW			
7/9/07	ME & FINAL SET			

Champion/Haupt Inc.
 425 EAST TOWN STREET
 CINCINNATI, OHIO 45202
 (513) 521-1100

STATE PROJECT NUMBER 285-2001-104
VOICE OF AMERICA LEARNING CENTER
 V.O.A. PARK DRIVE
 WEST CHESTER, OHIO


PREPARED FOR
MIAMI UNIVERSITY
 OFFICE OF FACILITY CONTRACTING
 OXFORD, OHIO

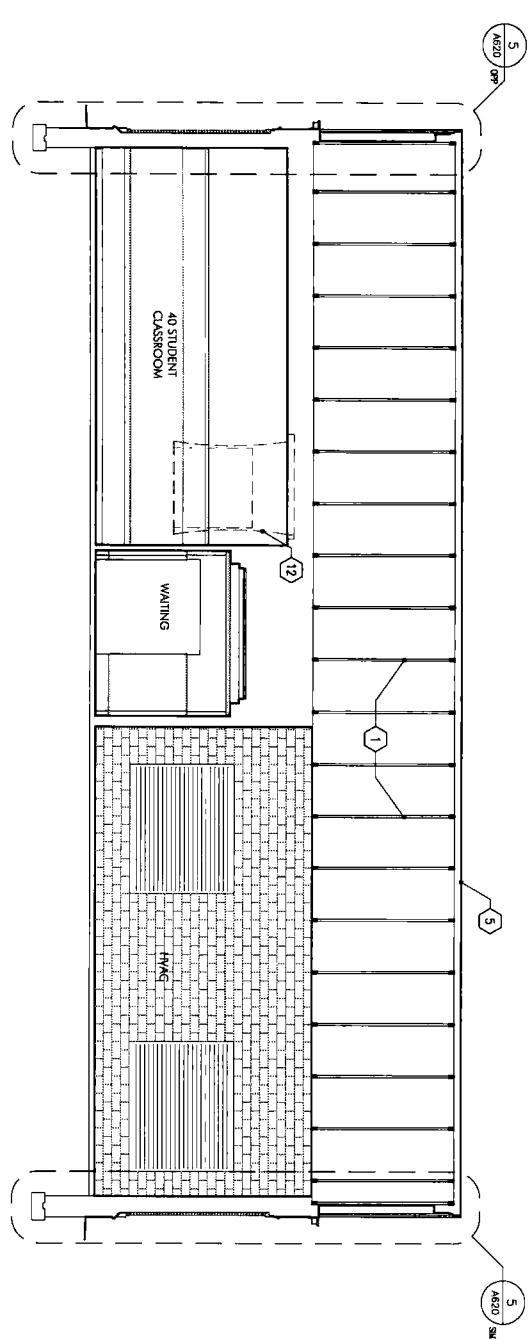
DESIGNED BY
CHAMPLAIN/HAUPT, INC., ARCHITECTS
 425 EAST TOWN STREET
 CINCINNATI, OHIO 45202

DRAWING TITLE
BUILDING SECTIONS

SHEET
AS12

SCALE NO. 91/1287-00
 REVISIONS
 DATE 6/22/07



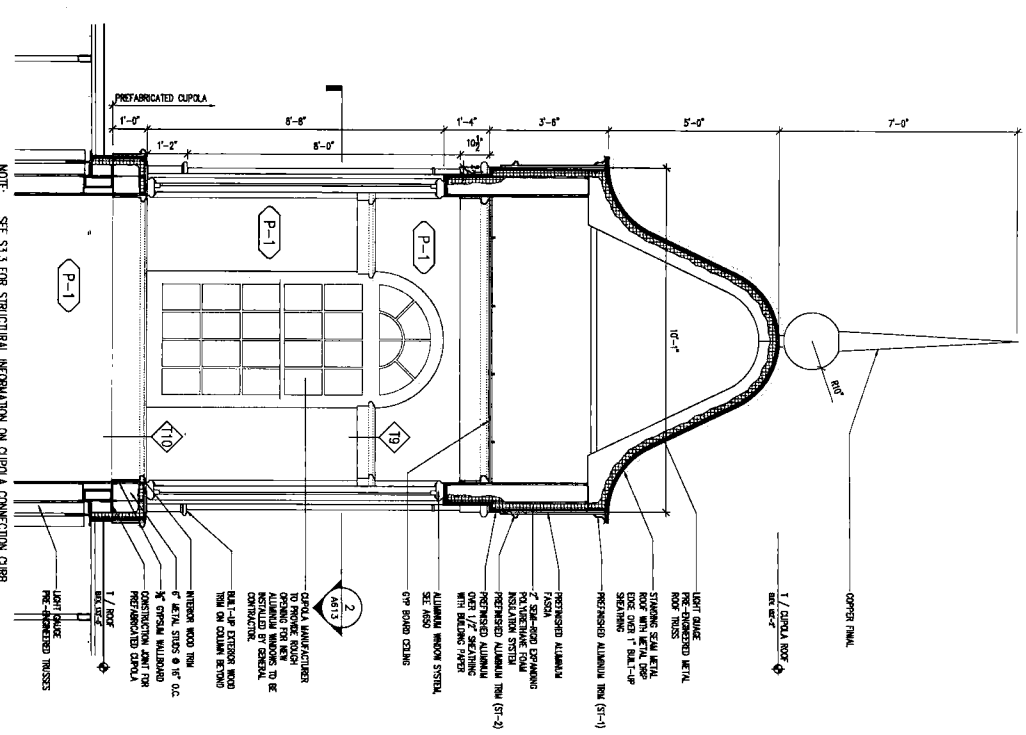


3 BUILDING SECTION
A613

NOTE: CUPOLA DETAILS AND SECTIONS SHOWN ARE FOR INFORMATION, DIMENSIONAL, AND GENERAL CONSTRUCTION COMPLIANCE PURPOSES ONLY. FINAL CUPOLA DETAILING TO BE ENGINEERED AND PRE-MANUFACTURED BY A QUALIFIED MANUFACTURER. SEE SPECIFICATIONS.

NOTE: CUPOLA DETAILS AND SECTIONS SHOWN ARE FOR INFORMATION, DIMENSIONAL, AND GENERAL CONSTRUCTION COMPLIANCE PURPOSES ONLY. FINAL CUPOLA DETAILING TO BE ENGINEERED AND PRE-MANUFACTURED BY A QUALIFIED MANUFACTURER. SEE SPECIFICATIONS.

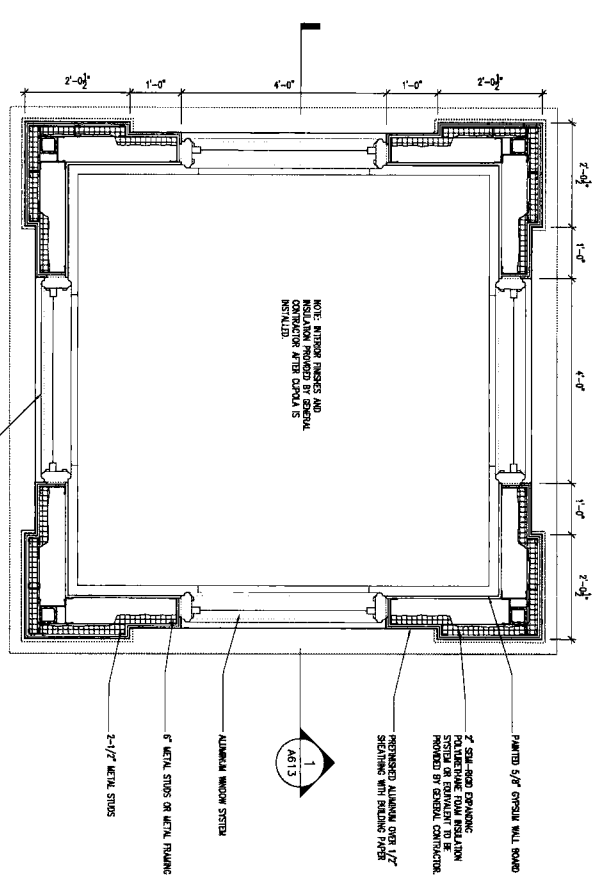
3/8" = 1'



NOTE: SEE S3.3 FOR STRUCTURAL INFORMATION ON CUPOLA CONNECTION CURB.

1 CUSTOM CUPOLA SECTION
A613

1/2" = 1'



NOTE: INTERIOR FINISHES AND RESOLUTION PROVIDED BY GENERAL CONTRACTOR TO BE INSTALLED BY GENERAL CONTRACTOR.

NOTE: SEE S3.3 FOR STRUCTURAL INFORMATION ON CUPOLA FRAME.

2 CUSTOM CUPOLA PLAN DETAIL
A613

3/4" = 1'-0"

1. PRE-ENGINEERED LIGHT GAUGE METAL ROOF SYSTEMS TRUSS REFER TO STRUCTURAL DRAWINGS. ATTACH 5/8" G.P. BOARD TYPED AND MOORED CONTINUOUS TO BOTTOM CHORD OF TRUSS.
2. MAIN SUPPLY AIR DUCT BRANCH. REFER TO MECHANICAL DRAWINGS
3. FIXED AUDITORIUM STYLE SEATING
4. LIGHTWELL OPEN TO LOBBY
5. ROOF OUTLINE BEYOND
6. BUILDING AND FLOOR OUTLINE BEYOND
7. CARVED G.P. BO. SHEETS PER REFLECTED CEILING PLAN
8. SLOPED CEILING CLOUD WITH WOOD FINISH
9. FIXED TABLE WITH LOOSE CHAIRS (CHAIRS ARE N.I.C.)
10. NOT USED
11. CEILING PROJECTOR
12. RECESSED MOTORIZED PROJECTION SCREEN

KEY NOTES

DATE	REVISIONS	NO.	DATE	REVISIONS
1/9/07	SCHEMATIC DESIGN SET			
3/9/07	DESIGN DEVELOPMENT SET			
5/9/07	PERMITS REVIEW			
6/9/07	100% OWNER REVIEW			
7/9/07	ISS & PERMIT SET			

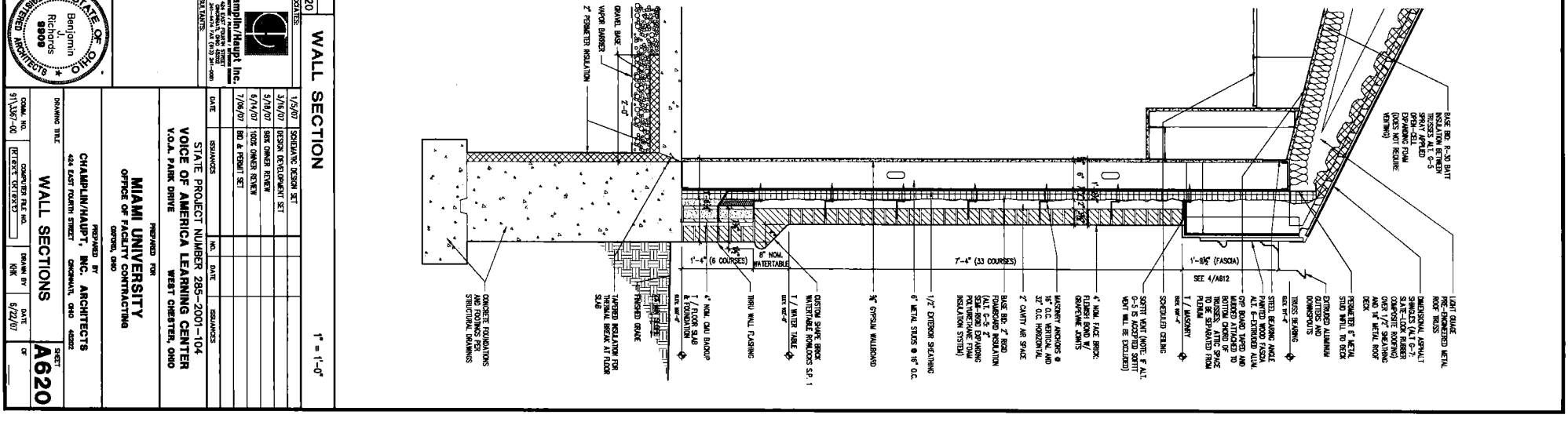
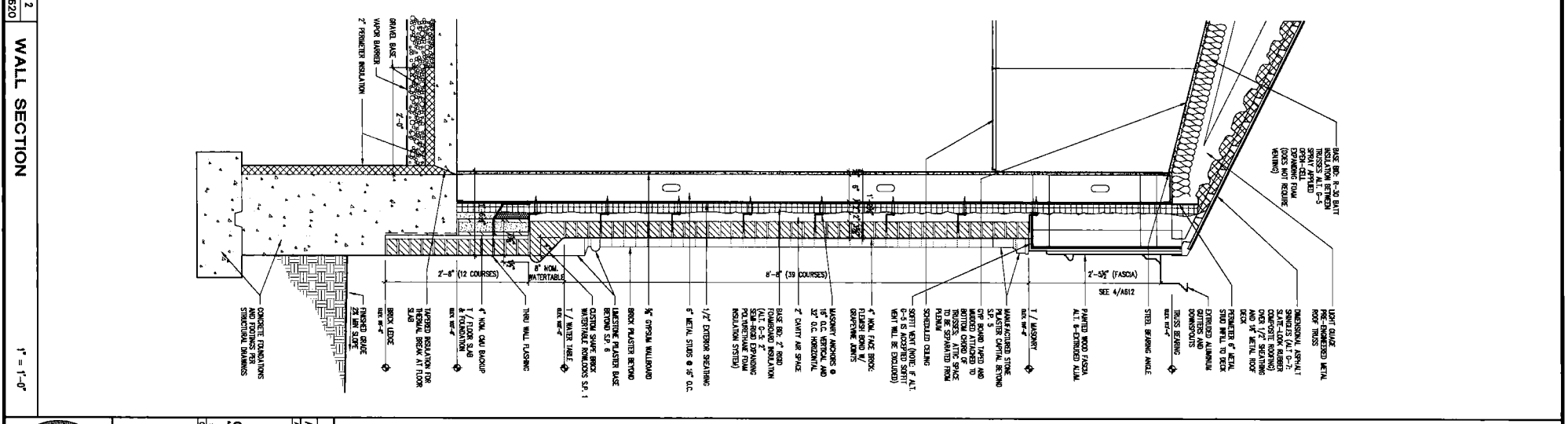
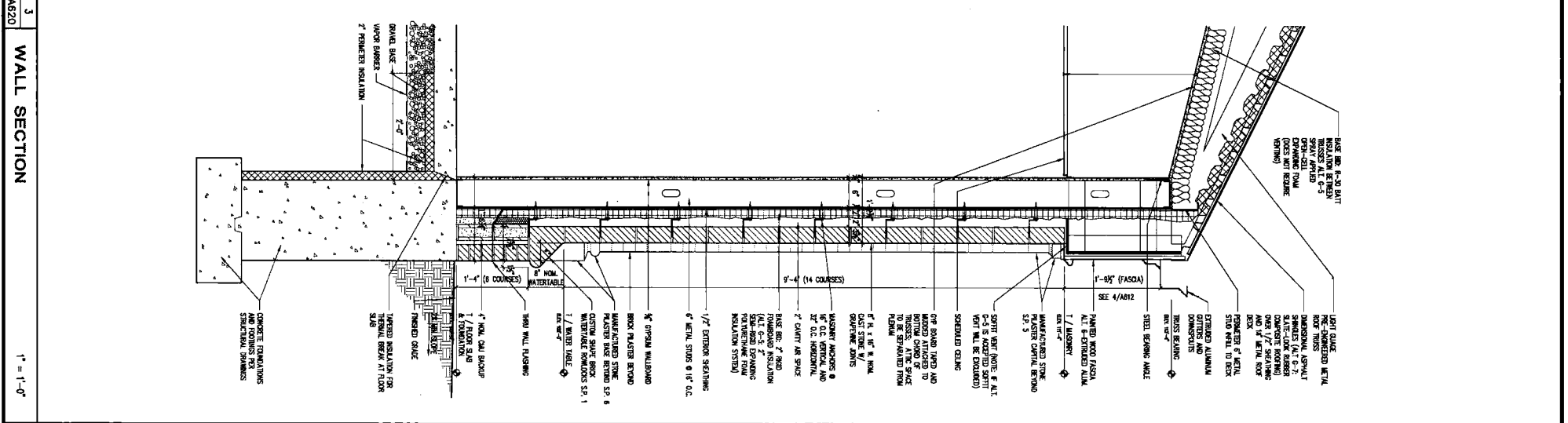
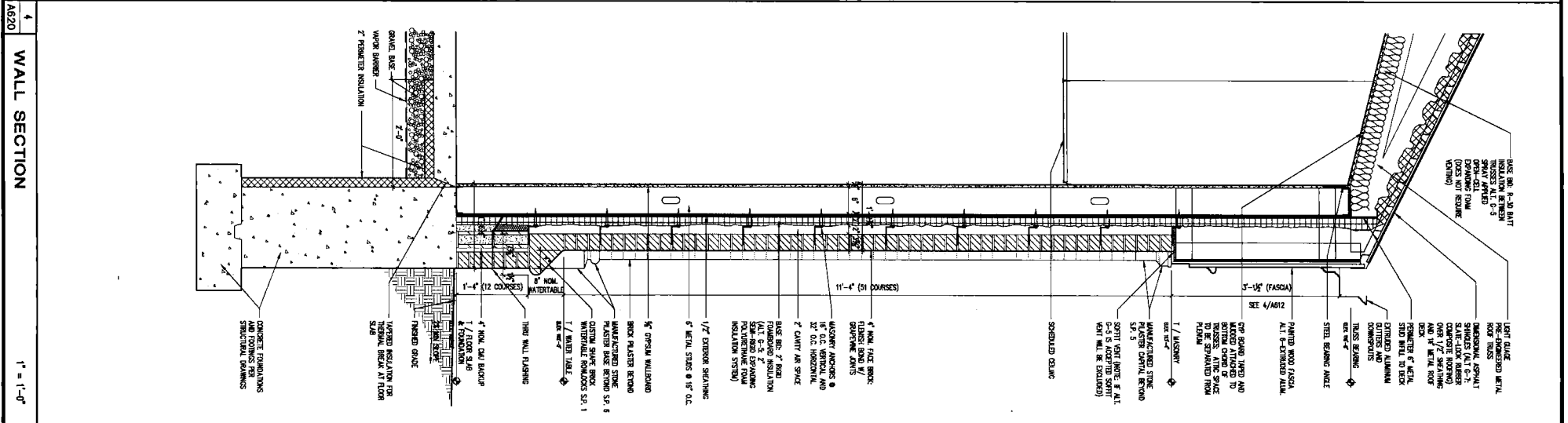
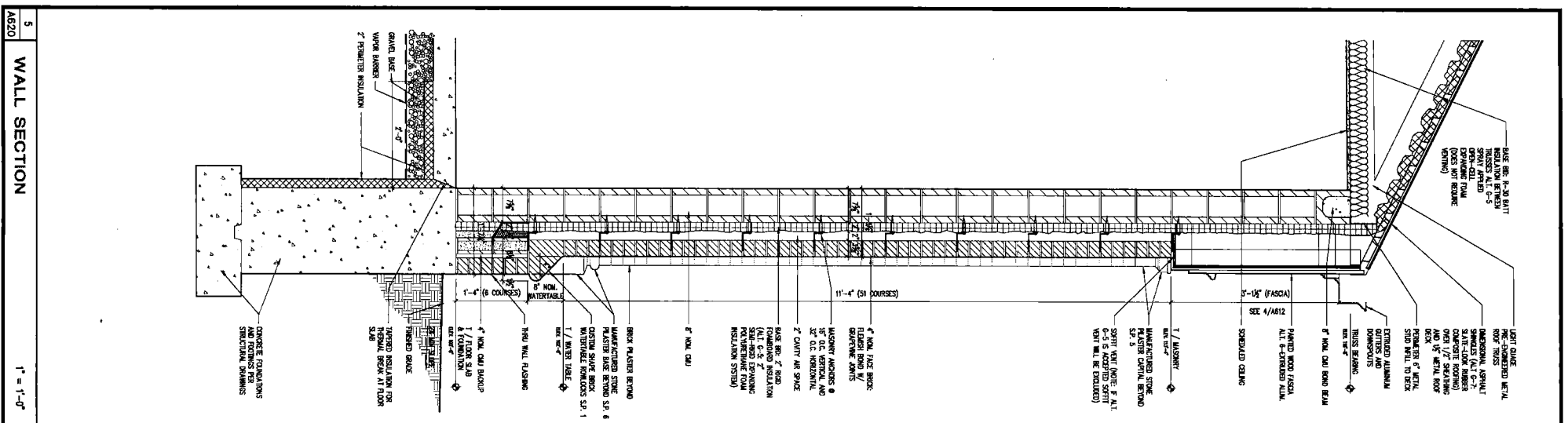
DESIGNED BY
CHAMPLIN/HAUPT, INC. ARCHITECTS
424 EAST TOWN STREET
CINCINNATI, OHIO 45202

PREPARED FOR
MIAMI UNIVERSITY
OFFICE OF FACILITY CONTRACTING
OXFORD, OHIO

DRAWING TITLE
BUILDING SECTIONS
SHEET NO.
A613

STATE OF OHIO
REGISTERED ARCHITECTS
Bert J. Haupt
Richard S. Haupt
0808

DATE: 5/22/07
DRAWN BY: KHK
CHECKED BY: KHK



1 WALL SECTION
SCALE: 1" = 1'-0"

REVISION	DATE	BY	REASON
1	1/9/07	SCHEMATIC DESIGN SET	
2	3/7/07	DESIGN DEVELOPMENT SET	
3	5/19/07	50% OWNER REVIEW	
4	6/14/07	100% OWNER REVIEW	
5	7/19/07	NO & PRELIM SET	

Champion/Temp Inc.
100 EAST TOWN STREET
COLUMBUS, OHIO 43260
614.221.1111
WWW.CHAMPIONTEMP.COM

MIAMI UNIVERSITY
OFFICE OF FACILITY CONTRACTING
100 EAST TOWN STREET
OXFORD, OHIO 45056

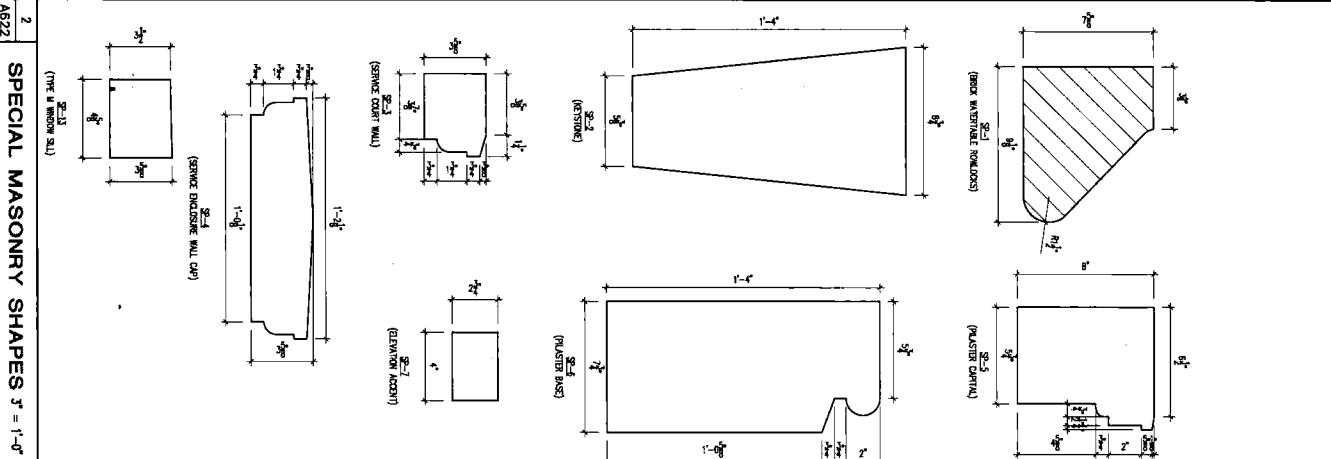
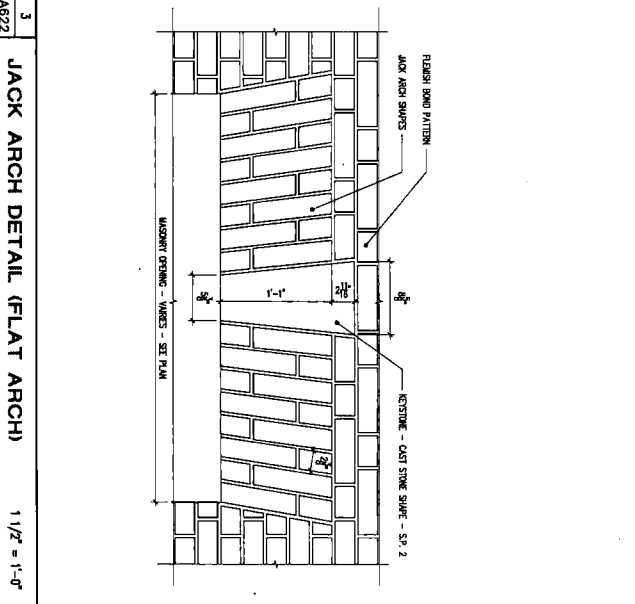
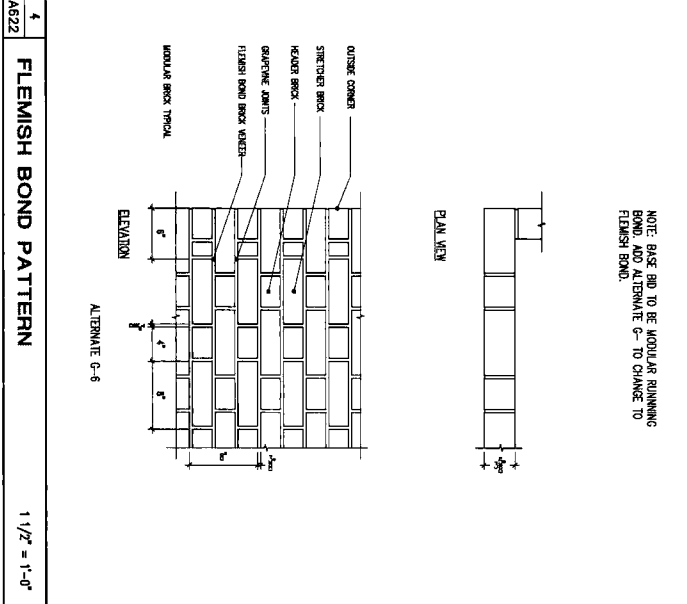
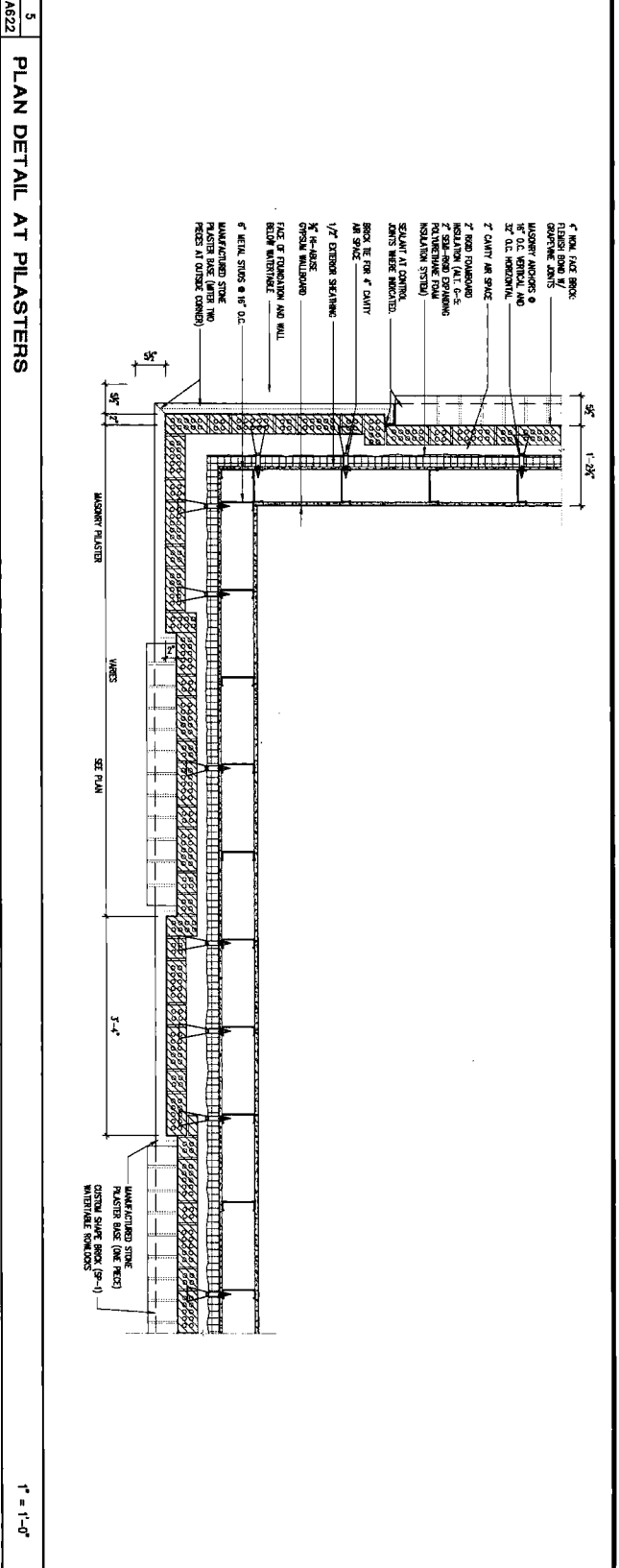
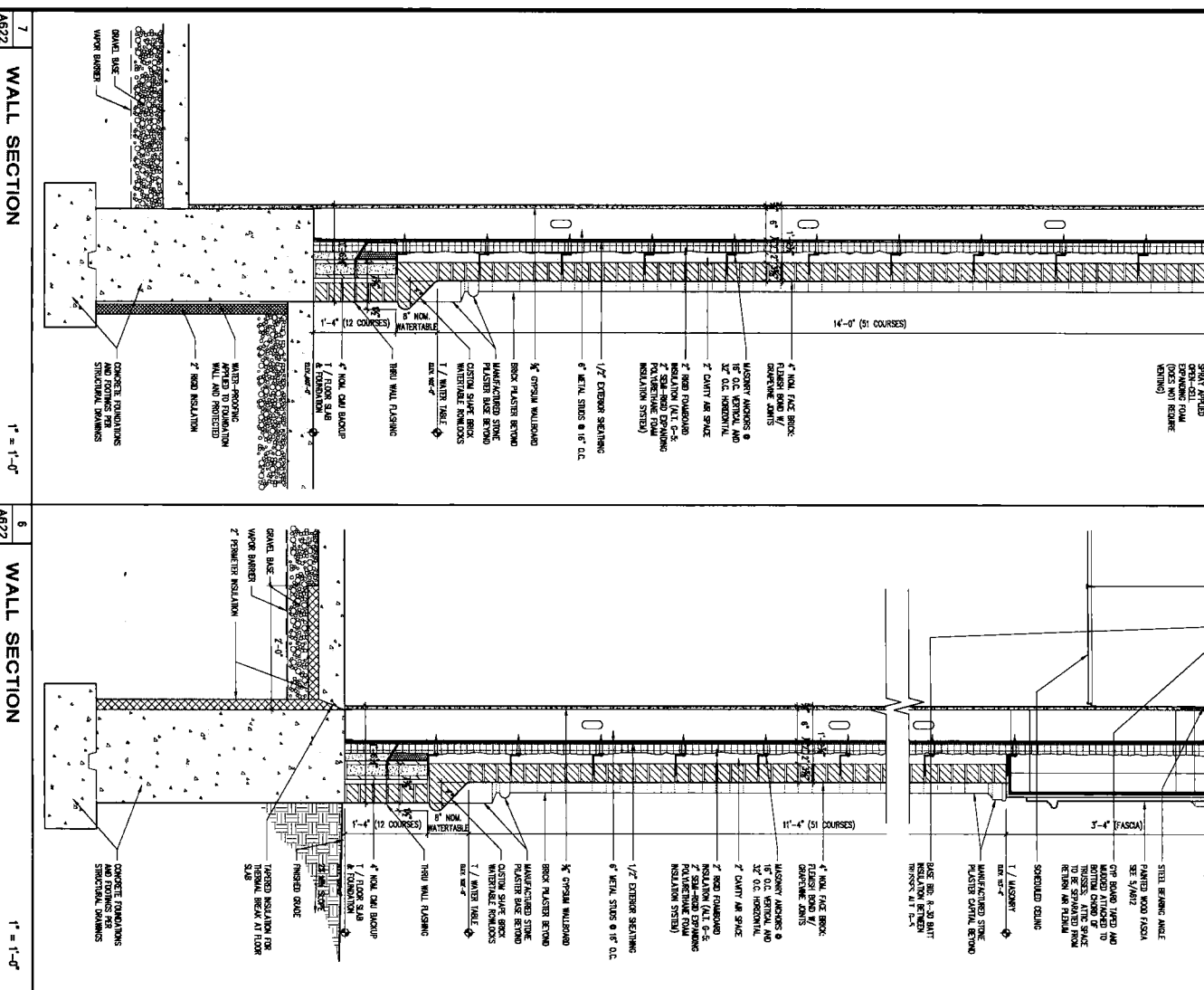
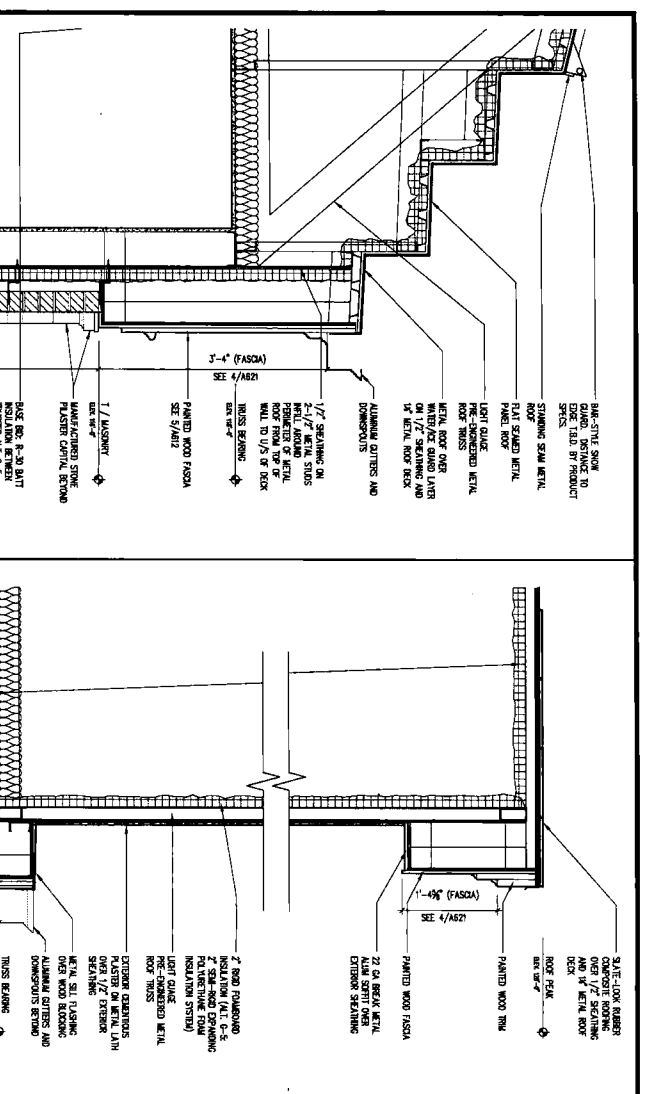
CHAMPAIN/TEMP, INC. ARCHITECTS
424 EAST TOWN STREET
COLUMBUS, OHIO 43262

STATE PROJECT NUMBER 285-2001-104
VOICE OF AMERICA LEARNING CENTER
V.O.A. PARK DRIVE
WEST CHESTER, OHIO

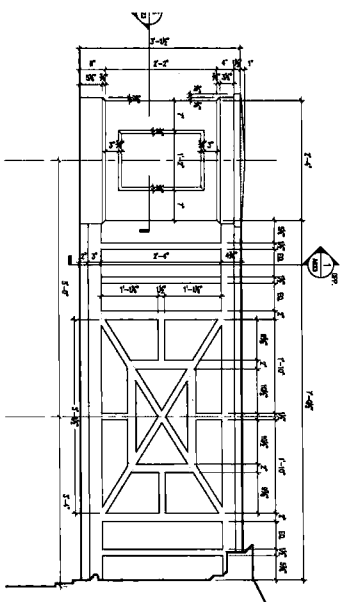
DRAWING TITLE: **WALL SECTIONS**
SHEET NO.: **A620**
DATE: 6/22/07



5 WALL SECTION 1" = 1'-0" A620
4 WALL SECTION 1" = 1'-0" A620
3 WALL SECTION 1" = 1'-0" A620
2 WALL SECTION 1" = 1'-0" A620
1 WALL SECTION 1" = 1'-0" A620

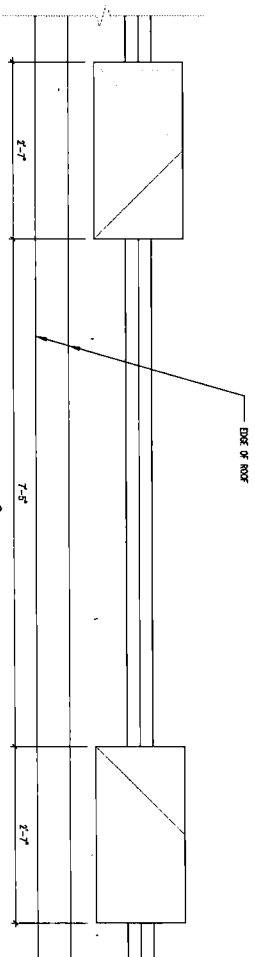


Champlin/Haupt Inc. 1400 EAST TOWN STREET, CLEVELAND, OHIO 44115-1000 (216) 421-1000																			
SPECIAL MASONRY SHAPES 1-1/2" = 1'-0"	<table border="1"> <tr> <th>NO.</th> <th>DATE</th> <th>REVISIONS</th> </tr> <tr> <td>1</td> <td>1/2/07</td> <td>SCHEMATIC DESIGN SET</td> </tr> <tr> <td>2</td> <td>3/16/07</td> <td>DESIGN DEVELOPMENT SET</td> </tr> <tr> <td>3</td> <td>5/16/07</td> <td>WORK DESIGN REVIEW</td> </tr> <tr> <td>4</td> <td>6/14/07</td> <td>100% DESIGN REVIEW</td> </tr> <tr> <td>5</td> <td>7/19/07</td> <td>BB & PERRY SET</td> </tr> </table>	NO.	DATE	REVISIONS	1	1/2/07	SCHEMATIC DESIGN SET	2	3/16/07	DESIGN DEVELOPMENT SET	3	5/16/07	WORK DESIGN REVIEW	4	6/14/07	100% DESIGN REVIEW	5	7/19/07	BB & PERRY SET
NO.	DATE	REVISIONS																	
1	1/2/07	SCHEMATIC DESIGN SET																	
2	3/16/07	DESIGN DEVELOPMENT SET																	
3	5/16/07	WORK DESIGN REVIEW																	
4	6/14/07	100% DESIGN REVIEW																	
5	7/19/07	BB & PERRY SET																	
PREPARED BY: MIAMI UNIVERSITY OFFICE OF FACILITY CONTRACTING 1000 UNIVERSITY BLVD. OXFORD, OHIO 45056																			
PROJECT: STATE PROJECT NUMBER 285-2001-104 VOICE OF AMERICA LEARNING CENTER V.O.A. PARK DRIVE WEST CHESTER, OHIO																			
WALL SECTIONS DRAWING TITLE: WALL SECTIONS DRAWING NO.: A622 SHEET NO.: 7 DATE: 6/22/07																			



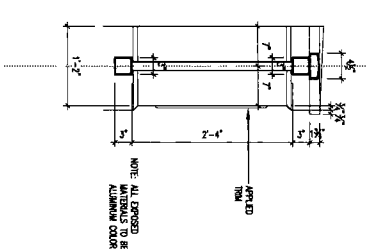
9 BALLUSTRADE TYPE # 3 - DETAILS

3/4" = 1'-0"



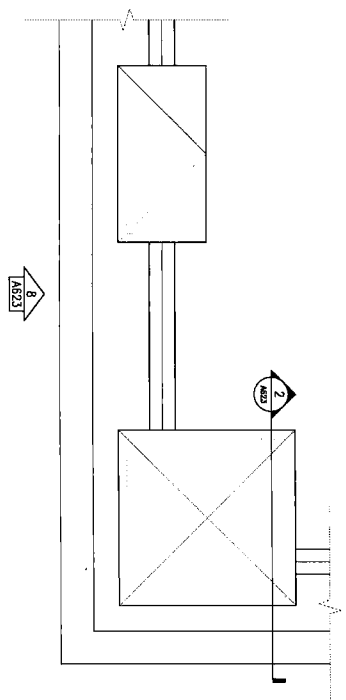
5 BALLUSTRADE TYPE # 3 - DETAILS

1" = 1'-0"



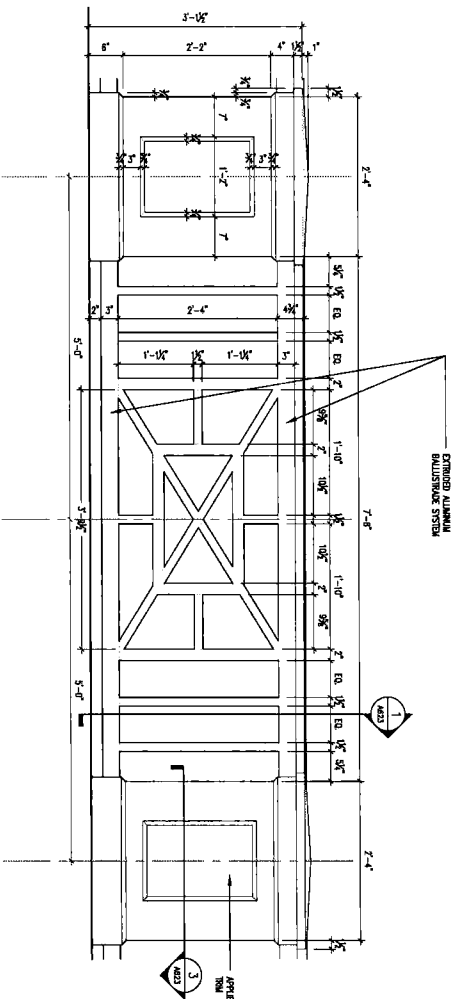
1 BALLUSTRADE SECTION

1" = 1'-0"



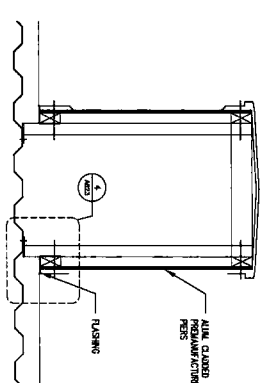
10 BALLUSTRADE TYPE # 2 - DETAILS

1" = 1'-0"



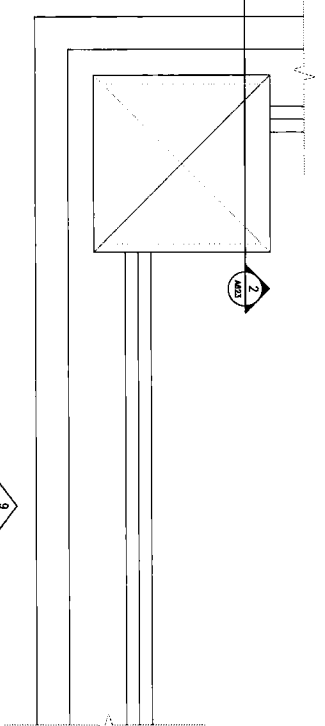
6 BALLUSTRADE TYPE # 3 - DETAILS

1" = 1'-0"



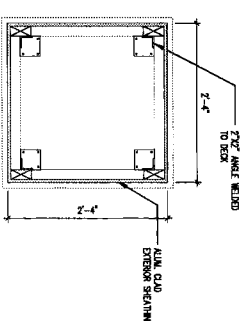
2 SECTION DETAIL

3/4" = 1'-0"



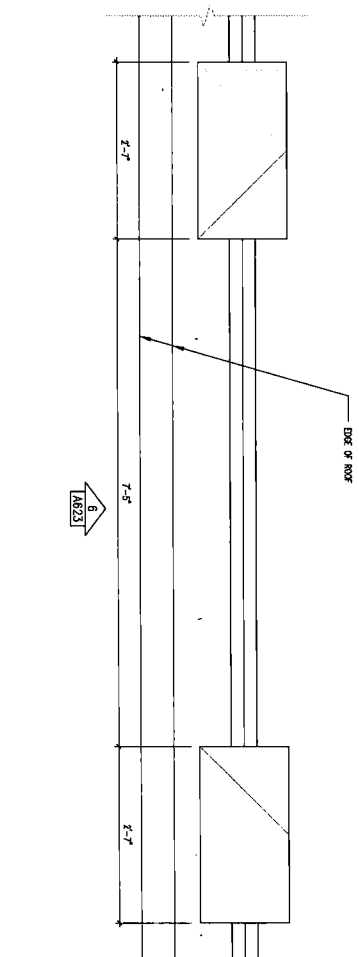
7 BALLUSTRADE TYPE # 1 - DETAILS

1" = 1'-0"



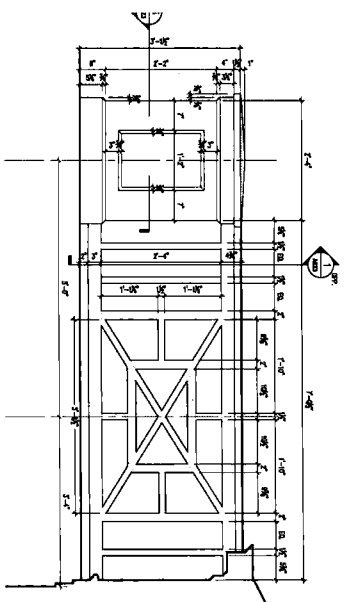
3 PLAN DETAIL

1" = 1'-0"



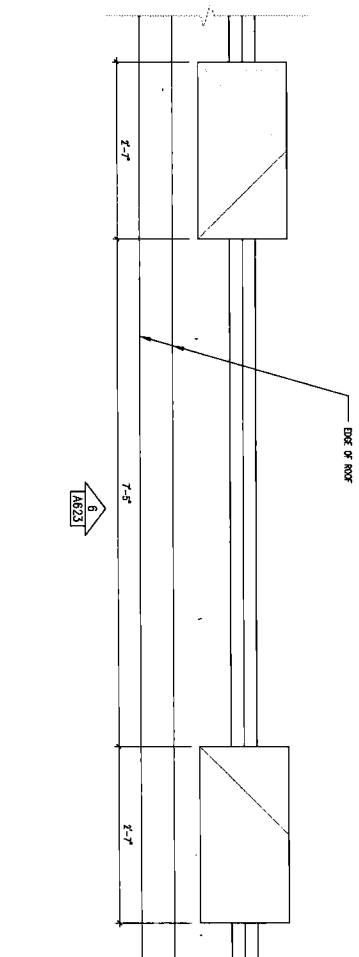
11 NOT USED

1" = 1'-0"



8 BALLUSTRADE DETAILS

1" = 1'-0"



12 NOT USED

1" = 1'-0"

NOTE: BALLUSTRADE TO BE FINISHED AND INSTALLED BY GENERAL CONTRACTOR AS SHOWN. DETAILS REFERENCED ARE FOR GUIDELINES FOR CONSTRUCTION. ACTUAL BALLUSTRADE TO BE ENGINEERED AND DETAIL BY MANUFACTURER TO MATCH DIMENSIONS AND LOCATIONS SHOWN.

REVISIONS	DATE	BY	DESCRIPTION
1	7/20/07	CHAMP/HAU	SCHEMATIC DESIGN SET
2	5/18/07	CHAMP/HAU	DESIGN DEVELOPMENT SET
3	5/18/07	CHAMP/HAU	50% DESIGN REVIEW
4	5/18/07	CHAMP/HAU	100% DESIGN REVIEW
5	7/20/07	CHAMP/HAU	ISSUE & PERMIT SET

PREPARED FOR
MIAMI UNIVERSITY
OFFICE OF FACILITY CONTRACTING
OXFORD, OHIO


DESIGNED BY
CHAMPLIN/HAUPT, INC. ARCHITECTS
424 EAST FOURTH STREET
OXFORD, OHIO 46202

PROJECT NUMBER
STATE PROJECT NUMBER 285-2001-104
VOICE OF AMERICA LEARNING CENTER
V.O.A. PARK DRIVE
WEST CHESTER, OHIO

DRAWING TITLE
WALL SECTIONS

DATE
6/22/07

SCALE
AS SHOWN



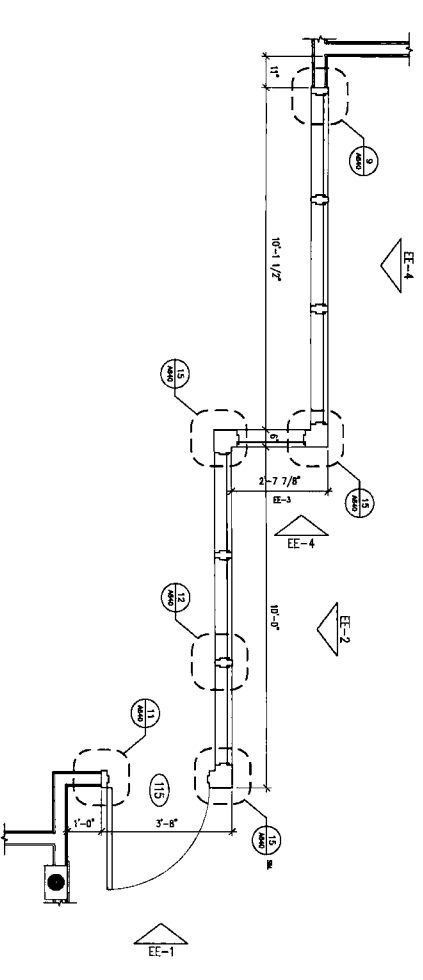
CHAMPLIN/HAUPT, INC. ARCHITECTS
424 EAST FOURTH STREET
OXFORD, OHIO 46202

DOOR SCHEDULE

NO.	FROM	TO	FRAME	DOOR	FRAME	FIRE	REMARKS				
			OPENING	TYPE	SEE ELEVATIONS ON 3/A630	RATING					
			WITH HGT	QUAN	MTL	THK	TYPE				
							MTL				
							HEAD				
							JAMB				
							SILL				
							(HOURS)				
100	WAITING 1985C	CLASSROOM 100	3'-0"	1	A	1 3/4"	BB	4	2.6	-	
101	HALL 101	WAITING 1985C	3'-0"	2	B	1 3/4"	BB	12	1.3	-	
102	ELECTRICAL 102A	WAITING 1985C	6'-0"	2	B	1 3/4"	HH	12	1.3	1-H	
103	CLASSROOM 103A	MEN'S 103	3'-0"	1	A	1 3/4"	AA	12	2.6	-	
104	JAN 104	CLASSROOM 103A	3'-0"	1	A	1 3/4"	AA	1	2.6	-	
105	CLASSROOM 105A	WOMEN'S 105	3'-0"	1	A	1 3/4"	AA	1	2.6	-	
106	CLASSROOM 106A	BUS STOP/PLY 106	3'-0"	1	A	1 3/4"	AA	1	2.6	-	
107	HALL 107	CLASSROOM 106A	3'-0"	1	A	1 3/4"	AA	1	2.6	-	
108	CLASSROOM 108A	BUS STOP/PLY 108	3'-0"	1	A	1 3/4"	AA	1	2.6	-	
109	CLASSROOM 109A	LANE 109	3'-0"	1	E	1 3/4"	BB	6	2.6	-	
109B	CLASSROOM 109B	EXTENSION	3'-0"	1	A	1 3/4"	AA	1	2.6	-	
109C	LANE 109	EXTENSION	3'-0"	1	A	1 3/4"	AA	1	2.6	-	
110	CLASSROOM 110A	CAMER 110	3'-0"	1	A	1 3/4"	AA	1	2.6	-	
111	CLASSROOM 111A	CLASSROOM 111	3'-0"	1	A	1 3/4"	AA	1	2.6	-	
112A	CLASSROOM 112A	ED. MEDIA STUDIO 112	3'-0"	1	A	1 3/4"	AA	1	2.6	-	
112B	LAB 115	ED. MEDIA STUDIO 112	3'-0"	1	A	1 3/4"	AA	1	2.6	-	
113	CLASSROOM 113A	TECH 113	3'-0"	1	A	1 3/4"	BB	6	2.6	-	
114	LAB 114	TEAM 114	3'-0"	1	A	1 3/4"	BB	6	2.6	-	
115	LAB 115	LAB 115	3'-0"	1	A	1 3/4"	BB	6	2.6	-	
115A	LAB 115	LAB SUPPORT 115A	3'-0"	1	A	1 3/4"	BB	6	2.6	-	
116	LECTURE HALL 116	LAB 115	3'-0"	1	A	1 3/4"	BB	6	2.6	-	
116A	STORAGE 116A	LECTURE HALL 116	3'-0"	1	A	1 3/4"	BB	6	2.6	-	
116B	STORAGE 116B	LECTURE HALL 116	3'-0"	1	A	1 3/4"	BB	6	2.6	-	
116C	LECTURE HALL 116	LAB 115	3'-0"	1	A	1 3/4"	BB	6	2.6	-	
117	RECEPTION 117	LAB 115	3'-0"	1	A	1 3/4"	BB	6	2.6	-	
117A	RECEPTION 117	STAIR 117A	3'-0"	1	A	1 3/4"	BB	6	2.6	-	
117B	RECEPTION 117	STAIR 117B	3'-0"	1	A	1 3/4"	BB	6	2.6	-	
117C	RECEPTION 117	OR 117C	3'-0"	1	A	1 3/4"	BB	6	2.6	-	
117D	RECEPTION 117	STORAGE 117D	3'-0"	1	A	1 3/4"	AA	1	2.6	-	
117E	RECEPTION 117	RECEPTION 117	3'-0"	1	A	1 3/4"	BB	6	2.6	-	
117F	RECEPTION 117	RECEPTION 117	3'-0"	1	A	1 3/4"	BB	6	2.6	-	
117G	RECEPTION 117	RECEPTION 117	3'-0"	1	A	1 3/4"	BB	6	2.6	-	
117H	RECEPTION 117	RECEPTION 117	3'-0"	1	A	1 3/4"	BB	6	2.6	-	
117I	RECEPTION 117	RECEPTION 117	3'-0"	1	A	1 3/4"	BB	6	2.6	-	
117J	RECEPTION 117	RECEPTION 117	3'-0"	1	A	1 3/4"	BB	6	2.6	-	
118	LAB 118	TEAM 118	3'-0"	1	A	1 3/4"	BB	6	2.6	-	
118A	RECEPTION 117	RECEPTION 117	3'-0"	1	A	1 3/4"	BB	6	2.6	-	
118B	RECEPTION 117	RECEPTION 117	3'-0"	1	A	1 3/4"	BB	6	2.6	-	
118C	RECEPTION 117	RECEPTION 117	3'-0"	1	A	1 3/4"	BB	6	2.6	-	
118D	RECEPTION 117	RECEPTION 117	3'-0"	1	A	1 3/4"	BB	6	2.6	-	
118E	RECEPTION 117	RECEPTION 117	3'-0"	1	A	1 3/4"	BB	6	2.6	-	
118F	RECEPTION 117	RECEPTION 117	3'-0"	1	A	1 3/4"	BB	6	2.6	-	
118G	RECEPTION 117	RECEPTION 117	3'-0"	1	A	1 3/4"	BB	6	2.6	-	
118H	RECEPTION 117	RECEPTION 117	3'-0"	1	A	1 3/4"	BB	6	2.6	-	
118I	RECEPTION 117	RECEPTION 117	3'-0"	1	A	1 3/4"	BB	6	2.6	-	
118J	RECEPTION 117	RECEPTION 117	3'-0"	1	A	1 3/4"	BB	6	2.6	-	
118K	RECEPTION 117	RECEPTION 117	3'-0"	1	A	1 3/4"	BB	6	2.6	-	
118L	RECEPTION 117	RECEPTION 117	3'-0"	1	A	1 3/4"	BB	6	2.6	-	
118M	RECEPTION 117	RECEPTION 117	3'-0"	1	A	1 3/4"	BB	6	2.6	-	
118N	RECEPTION 117	RECEPTION 117	3'-0"	1	A	1 3/4"	BB	6	2.6	-	
118O	RECEPTION 117	RECEPTION 117	3'-0"	1	A	1 3/4"	BB	6	2.6	-	
118P	RECEPTION 117	RECEPTION 117	3'-0"	1	A	1 3/4"	BB	6	2.6	-	
118Q	RECEPTION 117	RECEPTION 117	3'-0"	1	A	1 3/4"	BB	6	2.6	-	
118R	RECEPTION 117	RECEPTION 117	3'-0"	1	A	1 3/4"	BB	6	2.6	-	
118S	RECEPTION 117	RECEPTION 117	3'-0"	1	A	1 3/4"	BB	6	2.6	-	
118T	RECEPTION 117	RECEPTION 117	3'-0"	1	A	1 3/4"	BB	6	2.6	-	
118U	RECEPTION 117	RECEPTION 117	3'-0"	1	A	1 3/4"	BB	6	2.6	-	
118V	RECEPTION 117	RECEPTION 117	3'-0"	1	A	1 3/4"	BB	6	2.6	-	
118W	RECEPTION 117	RECEPTION 117	3'-0"	1	A	1 3/4"	BB	6	2.6	-	
118X	RECEPTION 117	RECEPTION 117	3'-0"	1	A	1 3/4"	BB	6	2.6	-	
118Y	RECEPTION 117	RECEPTION 117	3'-0"	1	A	1 3/4"	BB	6	2.6	-	
118Z	RECEPTION 117	RECEPTION 117	3'-0"	1	A	1 3/4"	BB	6	2.6	-	

NOTES:
 1. SEE PLAN ELEVATION AND BORROWED LITE TYPE FOR WIDTH AND HEIGHT DIMENSIONS. CONTRIBUTE B TO HEIGHT IN HEAD AND COMPANIE BORROWED LITE WIDTH WITH PLAN.
 2. HORIZONTAL DIM. APPLIED TO CORRIDOR SEE PLAN AT THE DOOR.

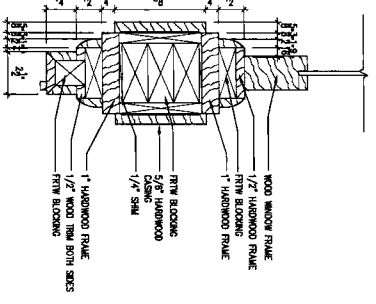
PLAN DETAIL OF BORROWED LIGHT 'EE' (OPPOSITE AT DOOR 117 AND BORROWED LIGHT)



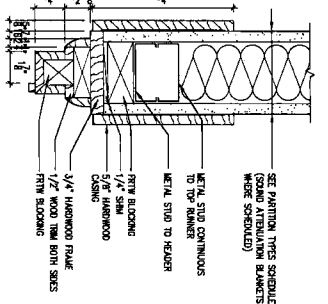
1/2" = 1'

DOOR SCHEDULE

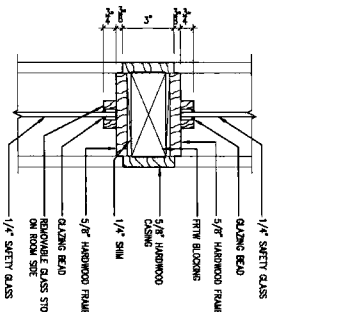
NO.	FROM	TO	FRAME	DOOR	FRAME	FIRE	REMARKS				
			OPENING	TYPE	SEE ELEVATIONS ON 3/A630	RATING					
			WITH HGT	QUAN	MTL	THK	TYPE				
							MTL				
							HEAD				
							JAMB				
							SILL				
							(HOURS)				
1	WAITING 1985C	CLASSROOM 100	3'-0"	1	A	1 3/4"	BB	4	2.6	-	
2	HALL 101	WAITING 1985C	3'-0"	2	B	1 3/4"	BB	12	1.3	-	
3	ELECTRICAL 102A	WAITING 1985C	6'-0"	2	B	1 3/4"	HH	12	1.3	1-H	
4	CLASSROOM 103A	MEN'S 103	3'-0"	1	A	1 3/4"	AA	12	2.6	-	
5	JAN 104	CLASSROOM 103A	3'-0"	1	A	1 3/4"	AA	1	2.6	-	
6	CLASSROOM 105A	WOMEN'S 105	3'-0"	1	A	1 3/4"	AA	1	2.6	-	
7	CLASSROOM 106A	BUS STOP/PLY 106	3'-0"	1	A	1 3/4"	AA	1	2.6	-	
8	HALL 107	CLASSROOM 106A	3'-0"	1	A	1 3/4"	AA	1	2.6	-	
9	CLASSROOM 108A	BUS STOP/PLY 108	3'-0"	1	A	1 3/4"	AA	1	2.6	-	
10	CLASSROOM 109A	LANE 109	3'-0"	1	E	1 3/4"	BB	6	2.6	-	
11	CLASSROOM 109B	EXTENSION	3'-0"	1	A	1 3/4"	AA	1	2.6	-	
12	LANE 109	EXTENSION	3'-0"	1	A	1 3/4"	AA	1	2.6	-	
13	CLASSROOM 110A	CAMER 110	3'-0"	1	A	1 3/4"	AA	1	2.6	-	
14	CLASSROOM 111A	CLASSROOM 111	3'-0"	1	A	1 3/4"	AA	1	2.6	-	
15	CLASSROOM 112A	ED. MEDIA STUDIO 112	3'-0"	1	A	1 3/4"	AA	1	2.6	-	
16	LAB 115	ED. MEDIA STUDIO 112	3'-0"	1	A	1 3/4"	AA	1	2.6	-	
17	CLASSROOM 113A	TECH 113	3'-0"	1	A	1 3/4"	BB	6	2.6	-	
18	LAB 114	TEAM 114	3'-0"	1	A	1 3/4"	BB	6	2.6	-	
19	LAB 115	LAB 115	3'-0"	1	A	1 3/4"	BB	6	2.6	-	
20	LAB 115	LAB SUPPORT 115A	3'-0"	1	A	1 3/4"	BB	6	2.6	-	
21	LECTURE HALL 116	LAB 115	3'-0"	1	A	1 3/4"	BB	6	2.6	-	
22	STORAGE 116A	LECTURE HALL 116	3'-0"	1	A	1 3/4"	BB	6	2.6	-	
23	STORAGE 116B	LECTURE HALL 116	3'-0"	1	A	1 3/4"	BB	6	2.6	-	
24	LECTURE HALL 116	LAB 115	3'-0"	1	A	1 3/4"	BB	6	2.6	-	
25	RECEPTION 117	LAB 115	3'-0"	1	A	1 3/4"	BB	6	2.6	-	
26	RECEPTION 117	STAIR 117A	3'-0"	1	A	1 3/4"	BB	6	2.6	-	
27	RECEPTION 117	STAIR 117B	3'-0"	1	A	1 3/4"	BB	6	2.6	-	
28	RECEPTION 117	OR 117C	3'-0"	1	A	1 3/4"	BB	6	2.6	-	
29	RECEPTION 117	STORAGE 117D	3'-0"	1	A	1 3/4"	AA	1	2.6	-	
30	RECEPTION 117	RECEPTION 117	3'-0"	1	A	1 3/4"	BB	6	2.6	-	
31	RECEPTION 117	RECEPTION 117	3'-0"	1	A	1 3/4"	BB	6	2.6	-	
32	RECEPTION 117	RECEPTION 117	3'-0"	1	A	1 3/4"	BB	6	2.6	-	
33	RECEPTION 117	RECEPTION 117	3'-0"	1	A	1 3/4"	BB	6	2.6	-	
34	RECEPTION 117	RECEPTION 117	3'-0"	1	A	1 3/4"	BB	6	2.6	-	
35	RECEPTION 117	RECEPTION 117	3'-0"	1	A	1 3/4"	BB	6	2.6	-	
36	RECEPTION 117	RECEPTION 117	3'-0"	1	A	1 3/4"	BB	6	2.6	-	
37	RECEPTION 117	RECEPTION 117	3'-0"	1	A	1 3/4"	BB	6	2.6	-	
38	RECEPTION 117	RECEPTION 117	3'-0"	1	A	1 3/4"	BB	6	2.6	-	
39	RECEPTION 117	RECEPTION 117	3'-0"	1	A	1 3/4"	BB	6	2.6	-	
40	RECEPTION 117	RECEPTION 117	3'-0"	1	A	1 3/4"	BB	6	2.6	-	
41	RECEPTION 117	RECEPTION 117	3'-0"	1	A	1 3/4"	BB	6	2.6	-	
42	RECEPTION 117	RECEPTION 117	3'-0"	1	A	1 3/4"	BB	6	2.6	-	
43	RECEPTION 117	RECEPTION 117	3'-0"	1	A	1 3/4"	BB	6	2.6	-	
44	RECEPTION 117	RECEPTION 117	3'-0"	1	A	1 3/4"	BB	6	2.6	-	
45	RECEPTION 117	RECEPTION 117	3'-0"	1	A	1 3/4"	BB	6	2.6	-	
46	RECEPTION 117	RECEPTION 117	3'-0"	1	A	1 3/4"	BB	6	2.6	-	
47	RECEPTION 117	RECEPTION 117	3'-0"	1	A	1 3/4"	BB	6	2.6	-	
48	RECEPTION 117	RECEPTION 117	3'-0"	1	A	1 3/4"	BB	6	2.6	-	
49	RECEPTION 117	RECEPTION 117	3'-0"	1	A	1 3/4"	BB	6	2.6	-	
50	RECEPTION 117	RECEPTION 117	3'-0"	1	A	1 3/4"	BB	6	2.6	-	
51	RECEPTION 117	RECEPTION 117	3'-0"	1	A	1 3/4"	BB	6	2.6	-	
52	RECEPTION 117	RECEPTION 117	3'-0"	1	A	1 3/4"	BB	6	2.6	-	
53	RECEPTION 117	RECEPTION 117	3'-0"	1	A	1 3/4"	BB	6	2.6	-	
54	RECEPTION 117	RECEPTION 117	3'-0"	1	A	1 3/4"	BB	6	2.6	-	
55	RECEPTION 117	RECEPTION 117	3'-0"	1	A	1 3/4"	BB	6	2.6	-	
56	RECEPTION 117	RECEPTION 117	3'-								



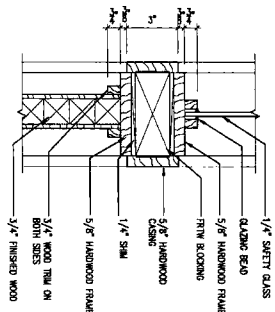
16 BORROWED LIGHT/ DOOR JAMB DETAIL



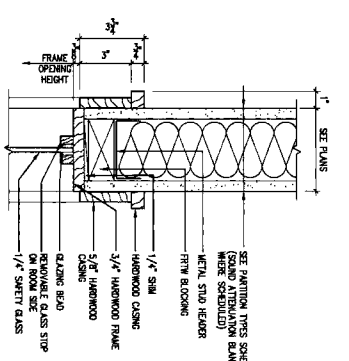
17 DOOR JAMB DETAIL



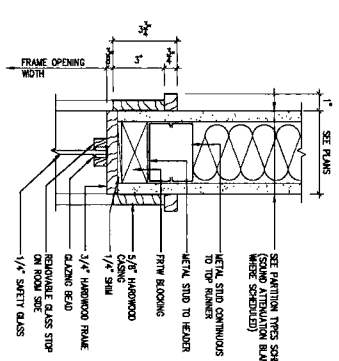
12 BORROWED LIGHT MULLION



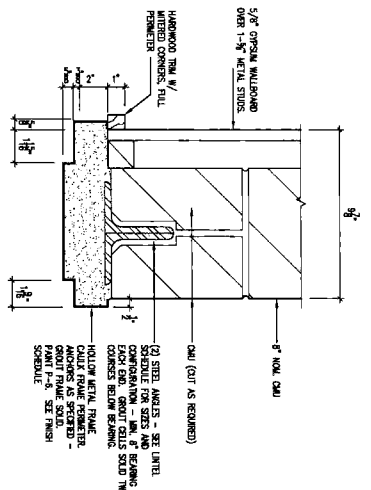
13 BORROWED LIGHT MULLION



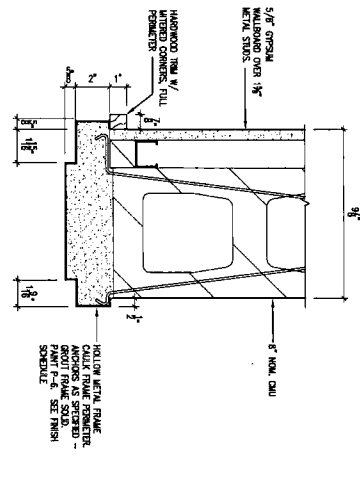
8 BORR. LIGHT HEAD DETAIL



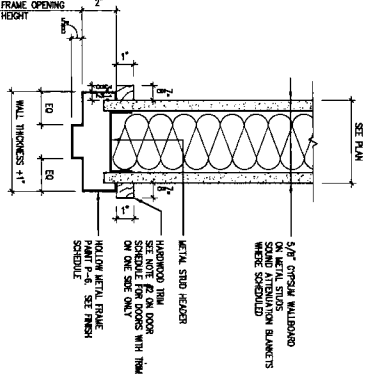
9 BORR. LIGHT JAMB DETAIL



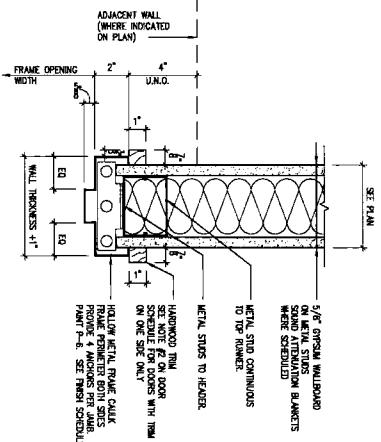
4 DOOR HEAD DETAIL



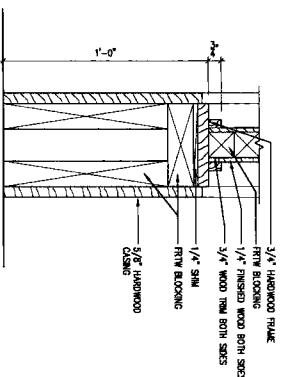
5 DOOR JAMB DETAIL



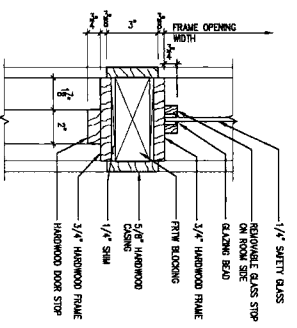
1 DOOR HEAD DETAIL



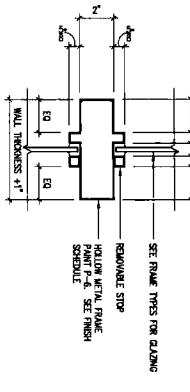
2 DOOR JAMB DETAIL



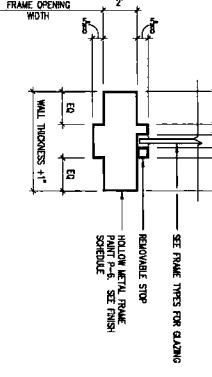
14 BORROWED LIGHT SILL DETAIL



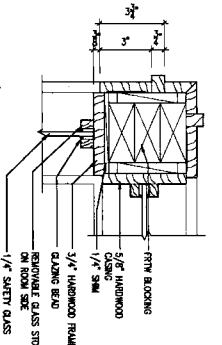
10 BORR. LIGHT/DOOR MULLION



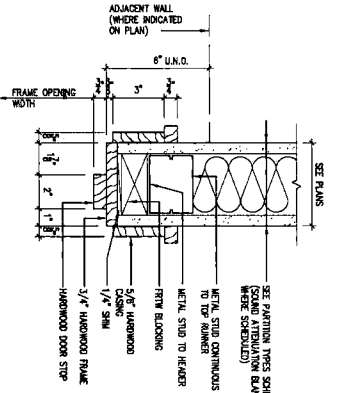
6 BORROWED LIGHT MULLION



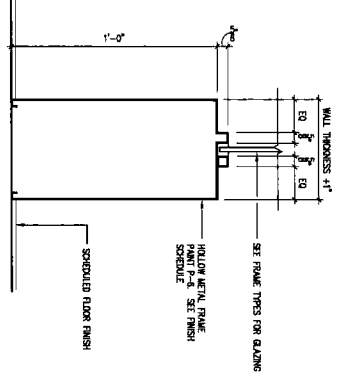
3 BORR. LIGHT/DOOR MULLION



15 BORR. LIGHT CORNER DETAIL



11 DOOR JAMB DETAIL (HEAD SIM.)



7 BORROWED LIGHT SILL DETAIL

AG40 NOT USED

AG40

AG40

AG40

Changlin/Haupt Inc.
 141 EAST TOWN STREET
 COLUMBUS, OHIO 43202
 (614) 461-1111 FAX (614) 461-1112

REVISIONS:

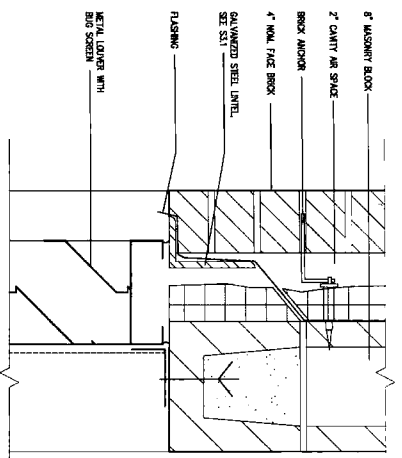
NO.	DATE	REVISIONS
1	1/9/07	SCHEMATIC DESIGN SET
2	3/7/07	DESIGN DEVELOPMENT SET
3	5/19/07	DESIGN REVIEW
4	6/14/07	100% DESIGN REVIEW
5	7/26/07	BB & FINAL SET

PREPARED FOR:
MIAMI UNIVERSITY
 OFFICE OF FACILITY CONTRACTING
 1000 UNIVERSITY BLVD.
 OXFORD, OHIO 45056

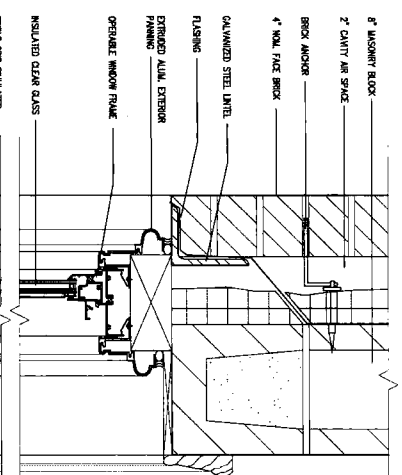
DRAWING TITLE:
INTERIOR FRAME DETAILS
AG40

DESIGNED BY: **CHANGLIN/HAUPT, INC. ARCHITECTS**
 428 EAST TOWN STREET
 COLUMBUS, OHIO 43202

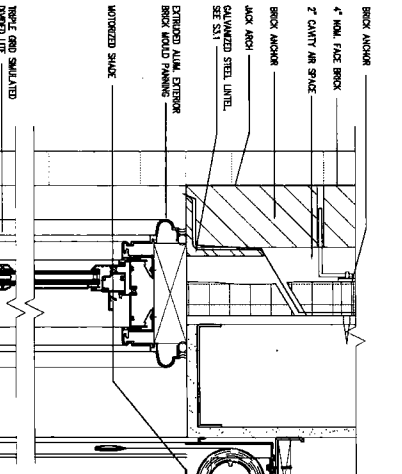
SHEET NO.: **11** OF **11**
 SCALE: AS SHOWN
 DATE: 6/22/07



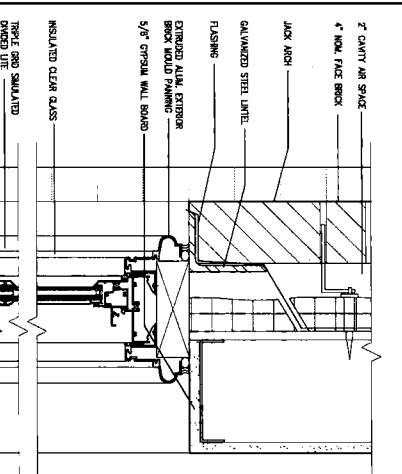
11 WINDOW HEAD DETAIL 3" = 1'



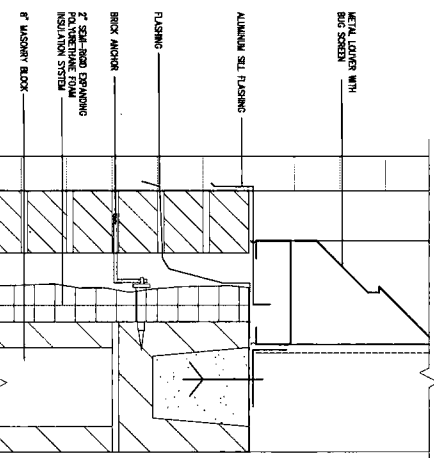
9 WINDOW HEAD DETAIL 3" = 1'



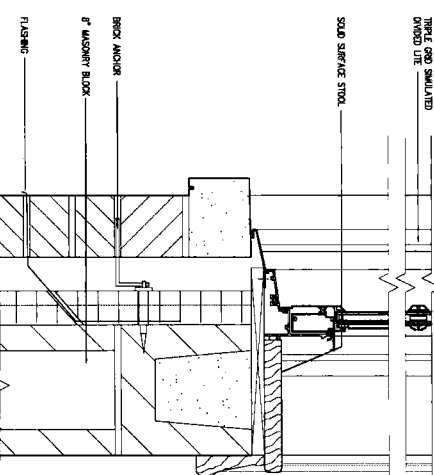
7 WINDOW HEAD DETAIL 3" = 1'



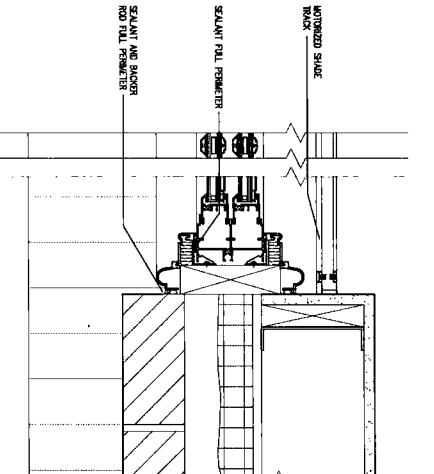
4 WINDOW HEAD DETAIL 3" = 1'



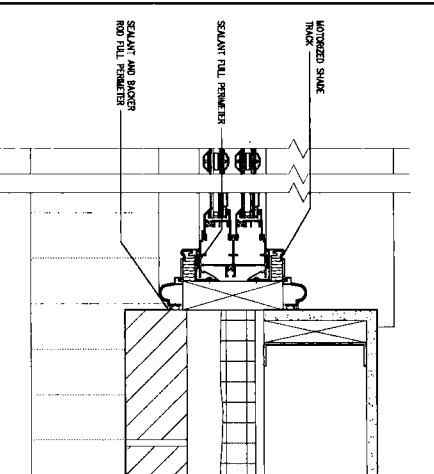
10 WINDOW SILL DETAIL 3" = 1'



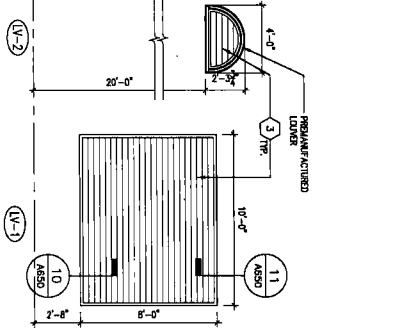
8 WINDOW SILL DETAIL 3" = 1'



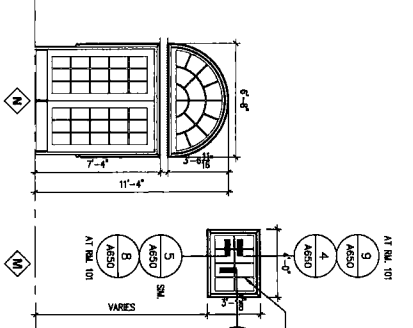
6 WINDOW JAMB DETAIL 3" = 1'



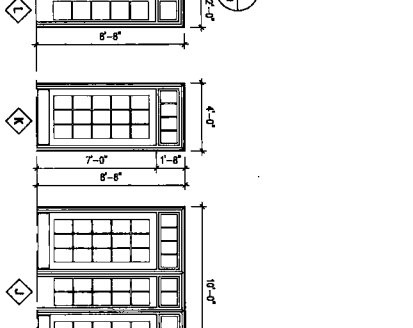
3 WINDOW JAMB DETAIL 3" = 1'



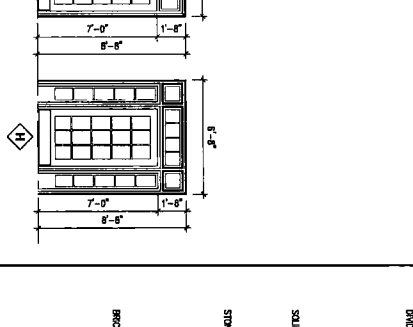
10 WINDOW SILL DETAIL 3" = 1'



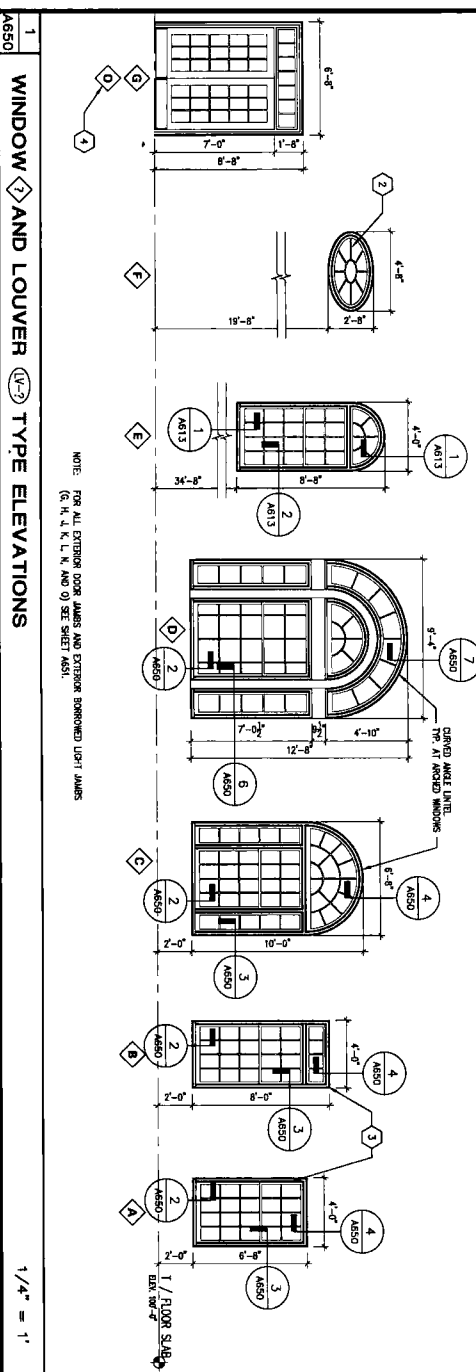
8 WINDOW SILL DETAIL 3" = 1'



6 WINDOW SILL DETAIL 3" = 1'



2 WINDOW SILL DETAIL 3" = 1'



1 WINDOW AND LOUVER TYPE ELEVATIONS 1/4" = 1'

- KEY NOTES**
1. OBTAIN/PROTECT GLASS
 2. SPANISH (NON-VISION) GLASS AT TOILET ROOMS
 3. COLOR F. SEE A650
 4. WINDOW TYPE 'D' AT SOUTH SIDE CAMPUS ONLY.

REVISIONS

NO.	DATE	REVISIONS
1	1/9/07	SCHEMATIC DESIGN SET
2	3/9/07	DESIGN DEVELOPMENT SET
3	5/14/07	SET OWNER REVIEW
4	6/14/07	100% OWNER REVIEW
5	7/26/07	BB & PRELIM SET

CONSULTANTS

CHAMPLIN/HAIGHT Inc.
144 EAST TOWN STREET
RICHMOND, OHIO 45402
PHONE: 513.263.1234 FAX: 513.263.1235
WWW.CHAMPLINHAIGHT.COM

DESIGNED BY
CHAMPLIN/HAIGHT, INC., ARCHITECTS
424 EAST TOWN STREET
RICHMOND, OHIO 45402
PHONE: 513.263.1234 FAX: 513.263.1235
WWW.CHAMPLINHAIGHT.COM

PREPARED FOR
MIAMI UNIVERSITY
OFFICE OF FACILITY CONTRACTING
1000 UNIVERSITY DRIVE
OXFORD, OHIO 45056

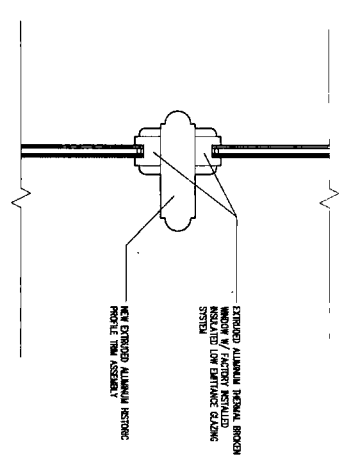
STATE PROJECT NUMBER 285-2001-104
VOICE OF AMERICA LEARNING CENTER
WEST CHESTER, OHIO
V.O.A. PARK DRIVE

DATE 6/22/07

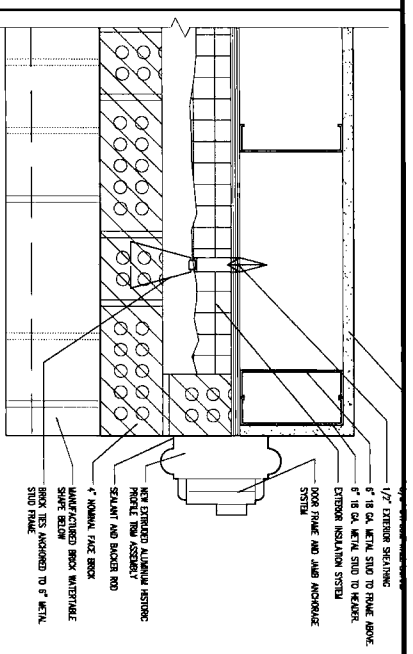
SCALE 1/4" = 1'

PROJECT NO. A650

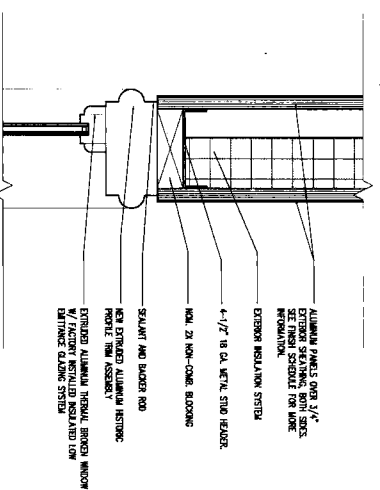
DATE 6/22/07



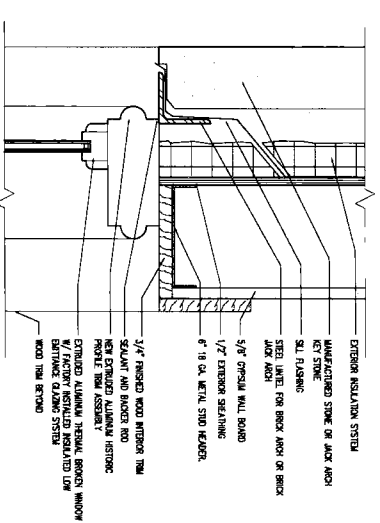
11 WINDOW MULLION DETAIL 3" = 1'



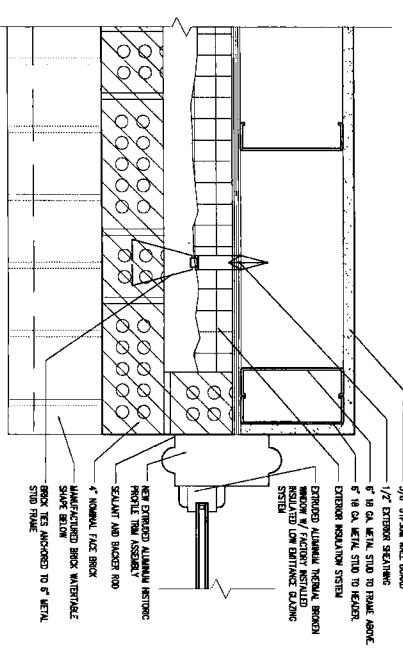
9 DOOR JAMB DETAIL 3" = 1'



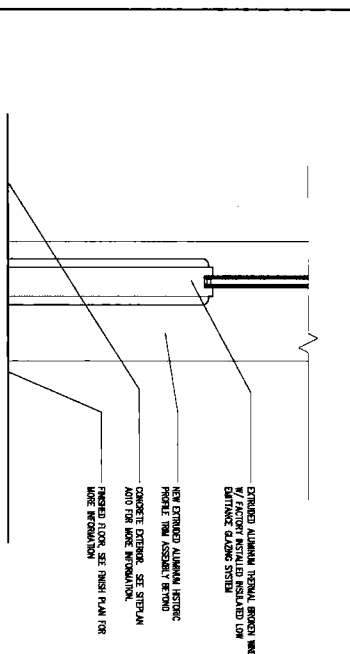
7 WINDOW HEAD DETAIL 3" = 1'



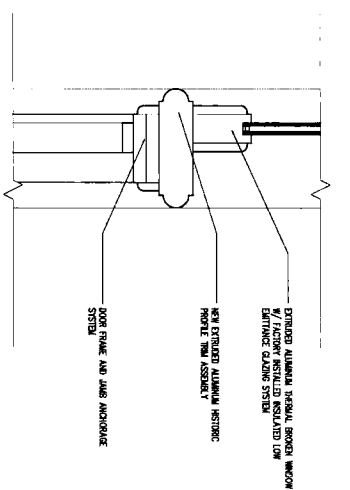
4 WINDOW HEAD DETAIL 3" = 1'



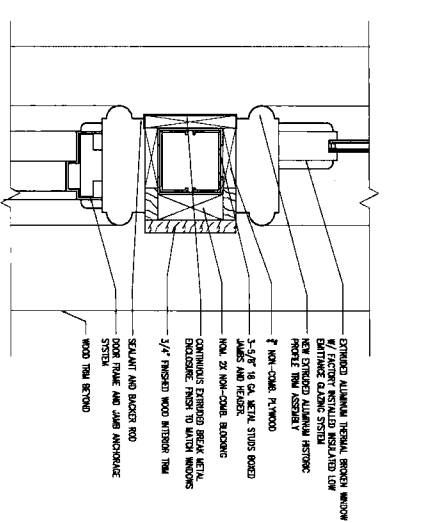
10 WINDOW JAMB DETAIL 3" = 1'




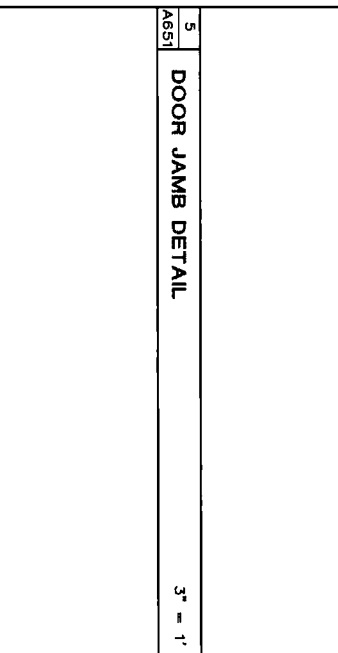
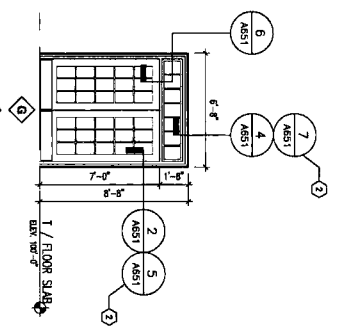
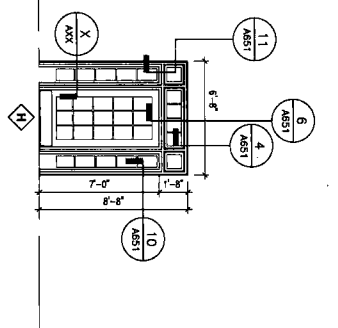
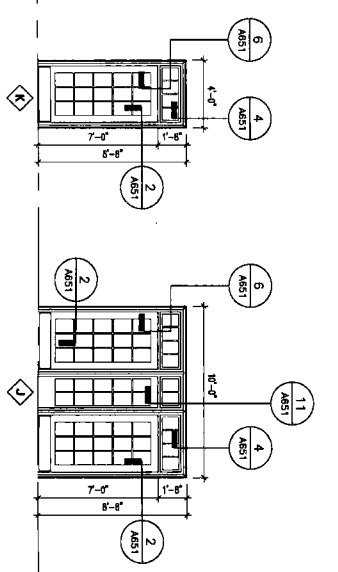
8 WINDOW SILL DETAIL 3" = 1'



6 DOOR HEAD DETAIL 3" = 1'



3 DOOR HEAD DETAIL 3" = 1'



5 DOOR JAMB DETAIL 3" = 1'

2 DOOR JAMB DETAIL 3" = 1'

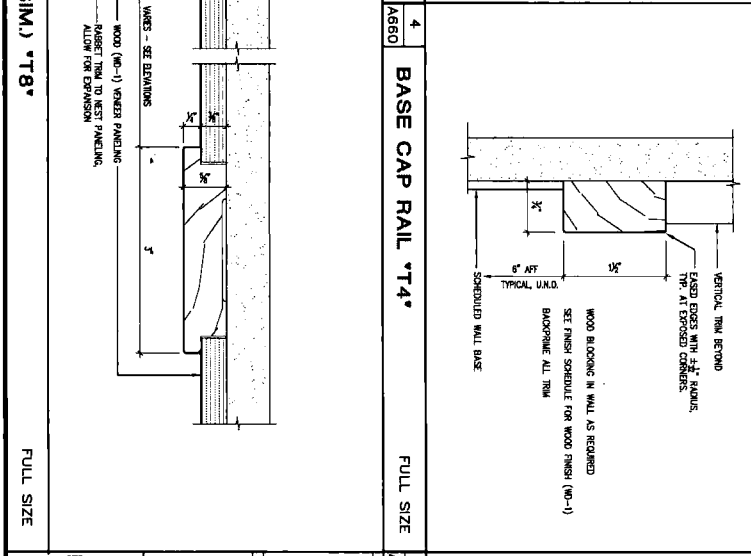
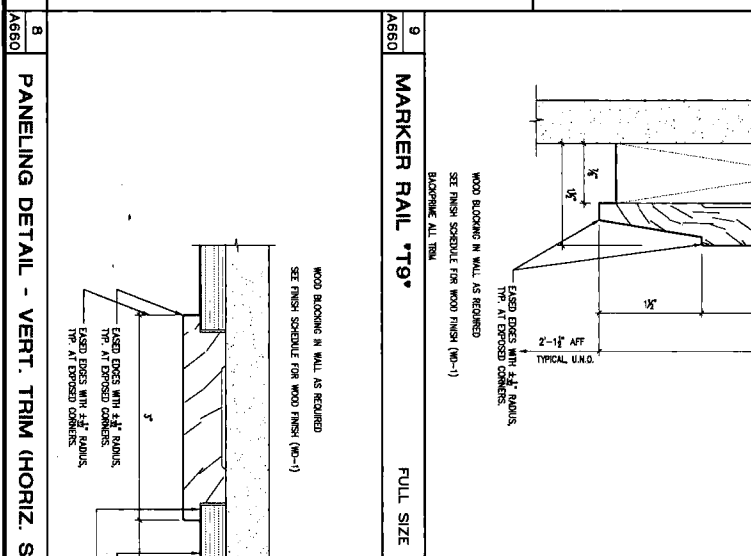
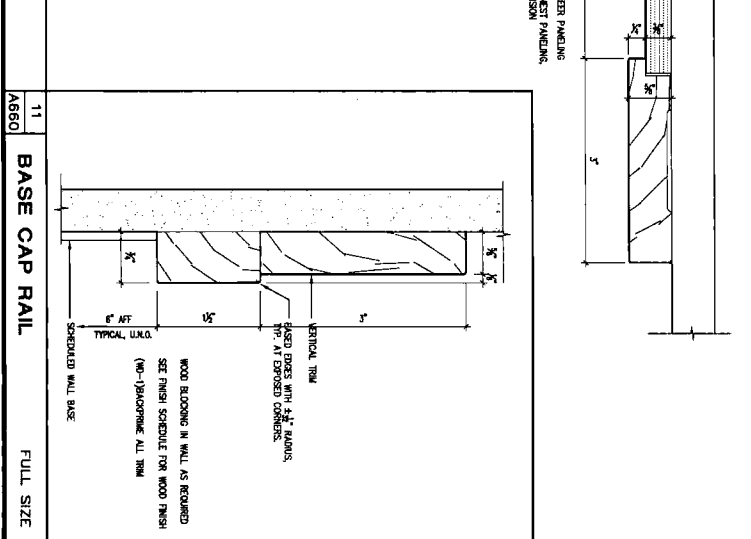
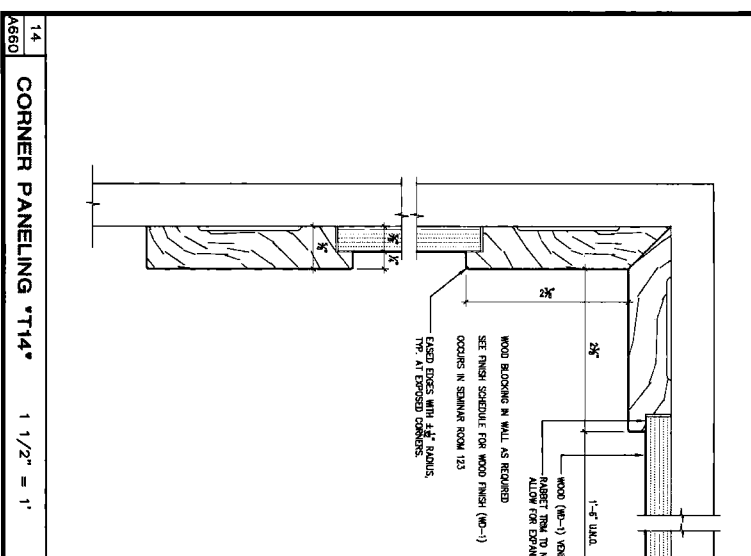
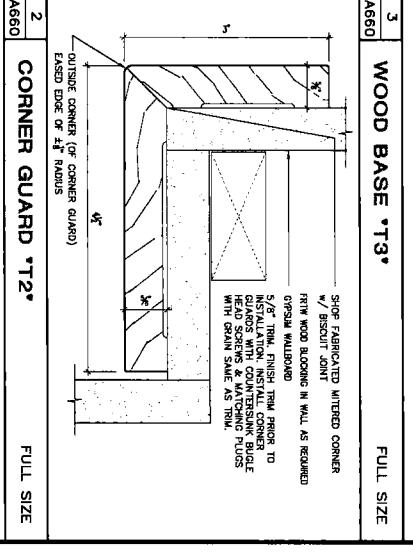
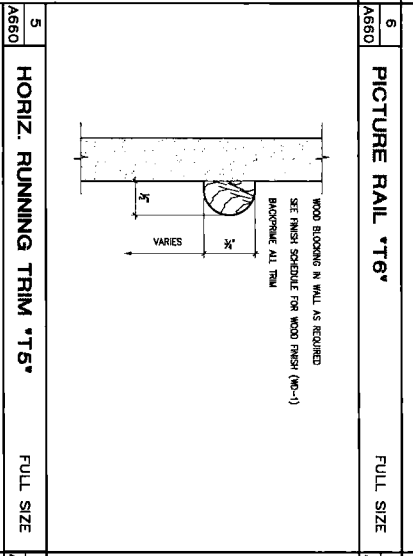
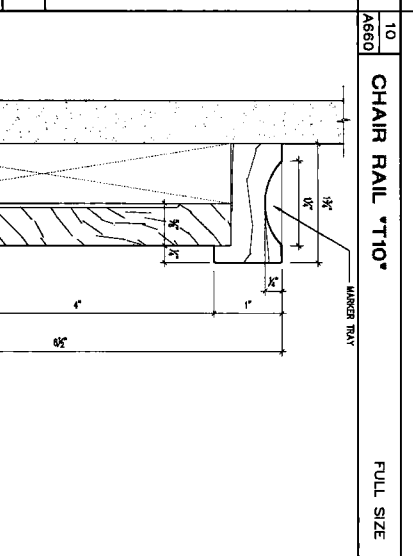
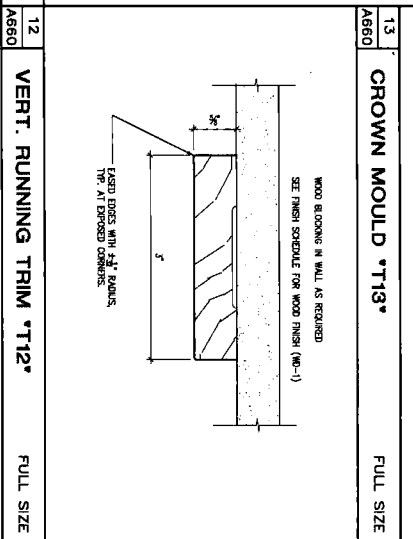
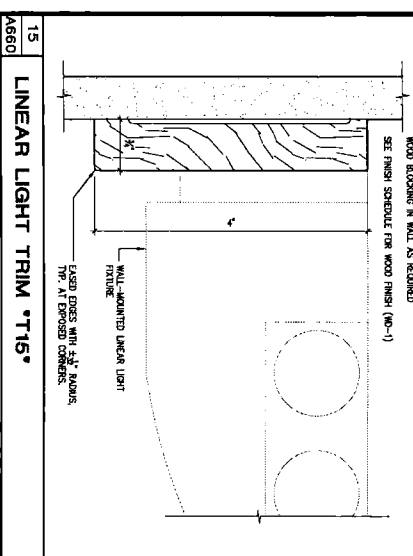
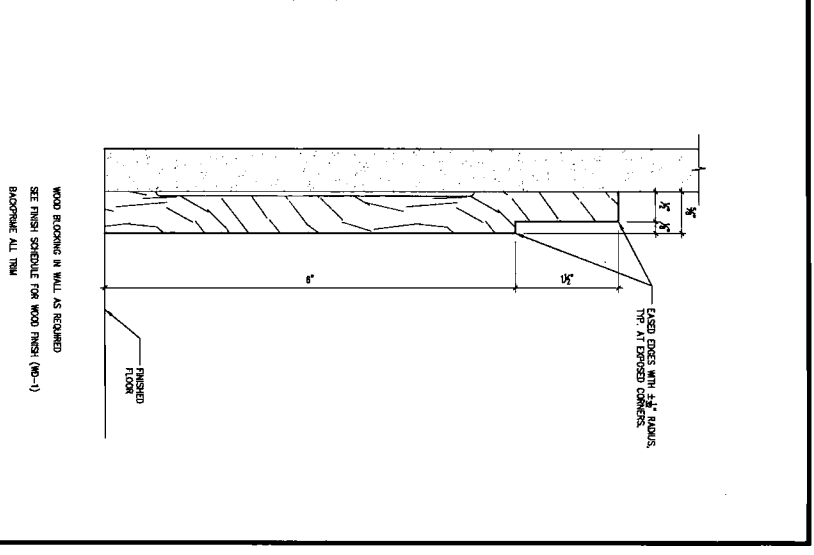
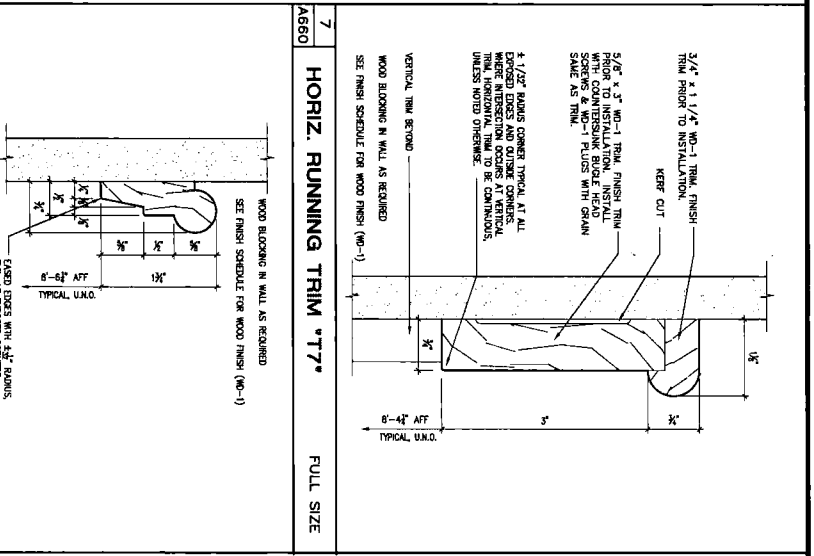
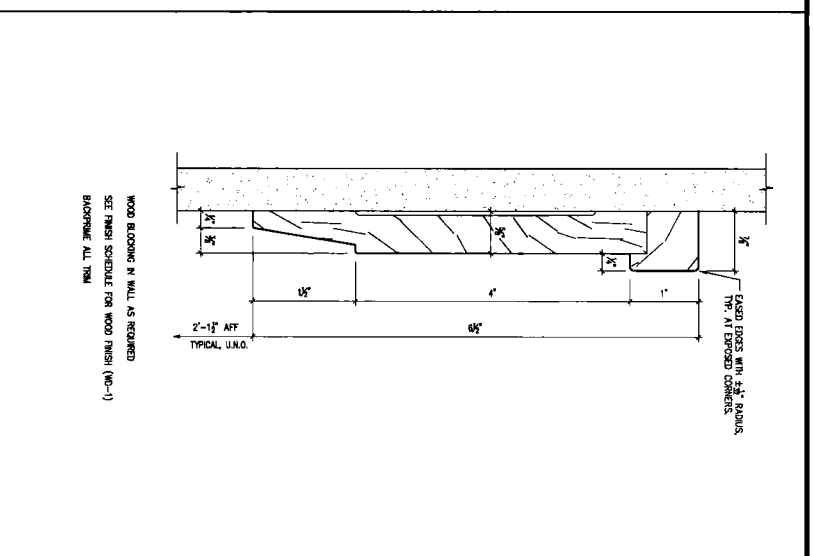
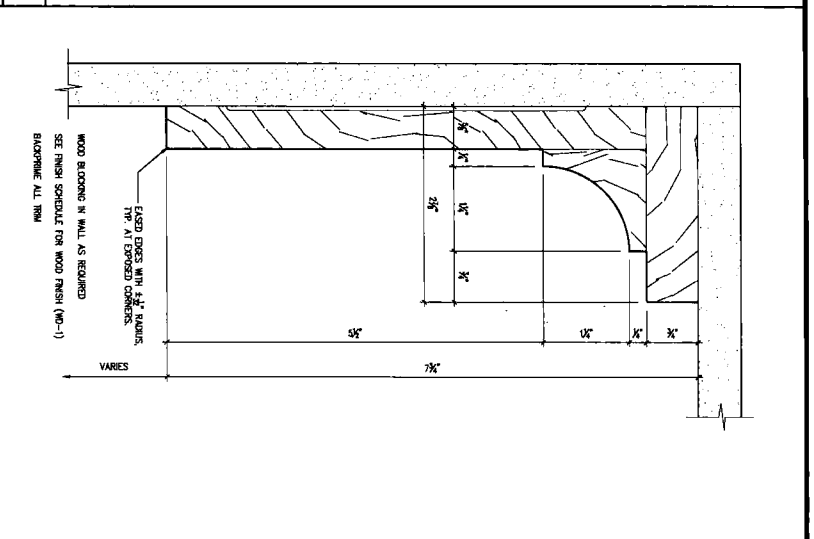
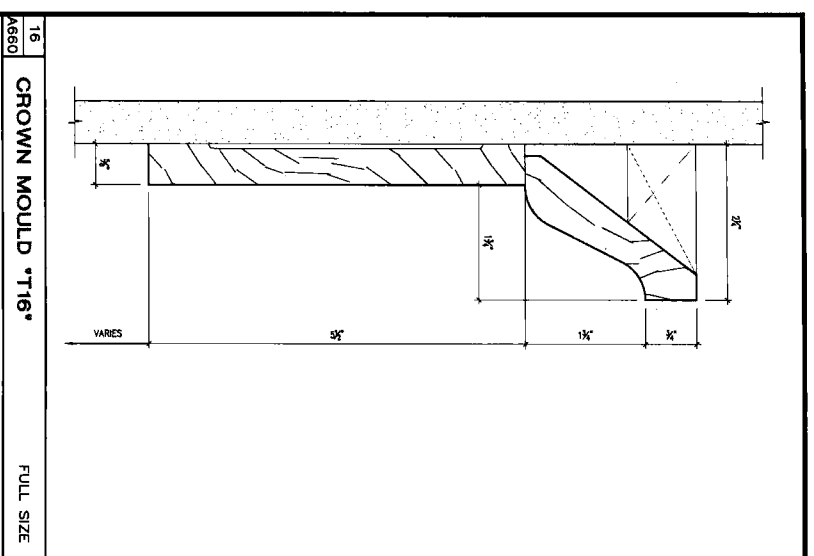
EXTERIOR BORROWED LIGHT ELEVATIONS

1/4" = 1'

KEY NOTES

- FRAME TYPE "C" ONLY USED ON SOUTH SIDE CANOPY
- DETAIL NUMBER IS ASSOCIATED WITH FRAME TYPE "C" ONLY

Champlin/Haupt Inc. 5415 WEST 130TH STREET SUITE 200 WEST DES MOINES, IA 50325-1000 PHONE: 515-281-4444 FAX: 515-281-4444	1/9/07 SCHEMATIC DESIGN SET 5/19/07 DESIGN DEVELOPMENT SET 5/19/07 SPEC OWNERS REVIEW 6/14/07 100% DESIGN REVIEW 7/19/07 BID & PERMIT SET
PREPARED FOR MIAMI UNIVERSITY OFFICE OF FACILITY CONTRACTING 424 EAST TOWN STREET OXFORD, OHIO 45057	REVIEWED BY CHAMPLIN/HAUPT, INC. ARCHITECTS 424 EAST TOWN STREET OXFORD, OHIO 45057
DRAWING TITLE DOOR TYPE ELEVATIONS AND DETAILS	SHEET NO. A651
CDRAWING FILE NO. 4/1/10/07-104-2001/061.dwg	DRAWING DATE 6/22/07



1 CORNER GUARD *T1*
FULL SIZE

WOOD BLOCKING IN WALL AS REQUIRED
SEE FINISH SCHEDULE FOR WOOD FINISH (WP-1)

CAST EDGES WITH 4 1/2" RADIUS
TYP. AT EXPOSED CORNERS.

OUTSIDE CORNER (OF CORNER GUARD)
EXPOSED EDGE OF 4 1/2" RADIUS

SHIP FABRICATED MITERED CORNER FROM WOOD BLOCKING IN WALL AS REQUIRED FROM WALL BLOCKING

5/8" TYP. FINISH TRIM PRIOR TO INSTALLATION. INSTALL CORNER GUARDS WITH COUNTERSUNK BULGE WITH GRANITE SAME AS TRIM.

DATE: 9/14/07
DESIGN DEVELOPMENT SET: 7/9/07
DESIGN DEVELOPMENT SET: 7/9/07
100% OWNER REVIEW: 7/9/07
NO. & REVISION SET: 7/9/07

PREPARED FOR: **MIAMI UNIVERSITY**
OFFICE OF FACILITY CONTRACTING
1000 UNIVERSITY DRIVE
OXFORD, OHIO 45056

PREPARED BY: **CHAAPRIN/HALPIT, INC., ARCHITECTS**
425 EAST FRANKLIN STREET
COLUMBUS, OHIO 43260

STATE PROJECT NUMBER: 285-2001-104
VOICE OF AMERICA LEARNING CENTER
V.O.A. PARK DRIVE
WEST CHESTER, OHIO

DATE: 9/22/07

COMPL. NO.: 911397-00

CONTRACTOR: **AG660**

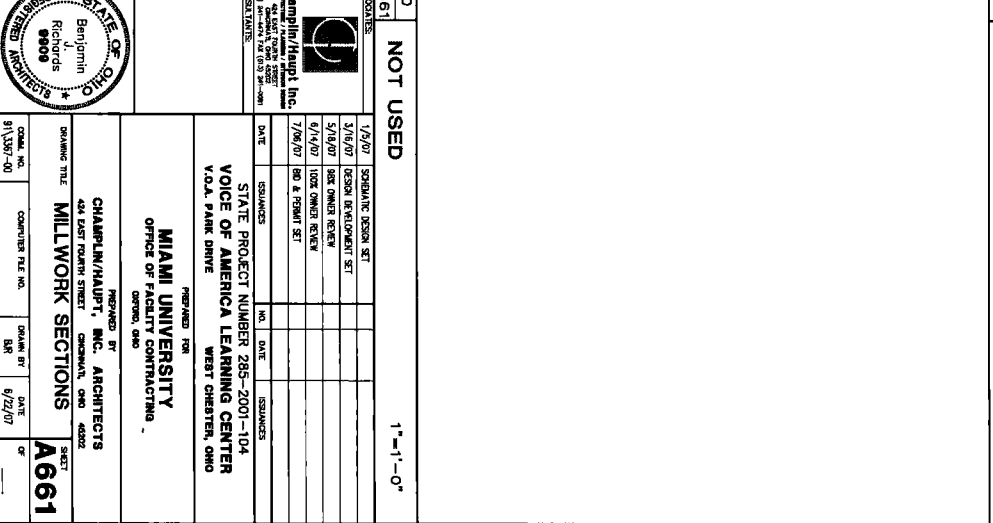
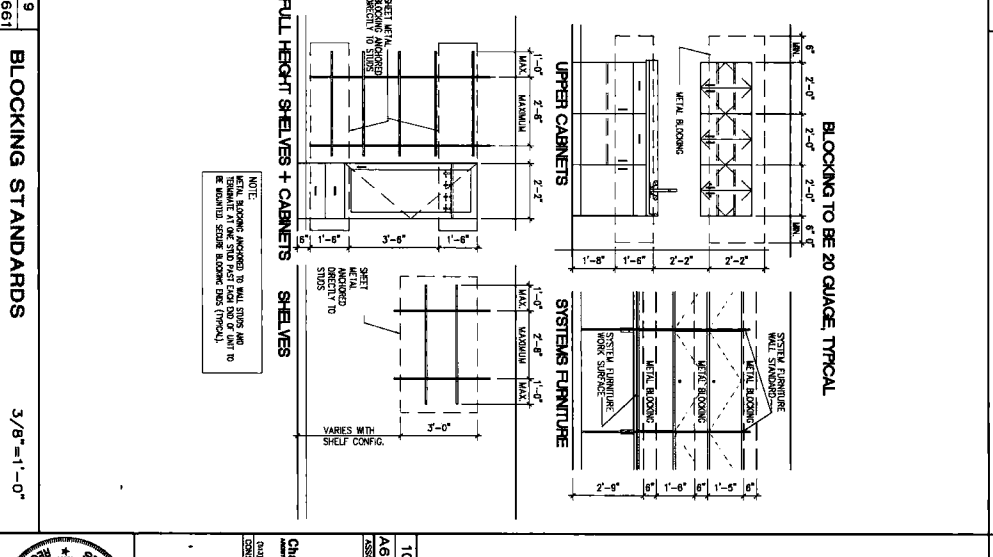

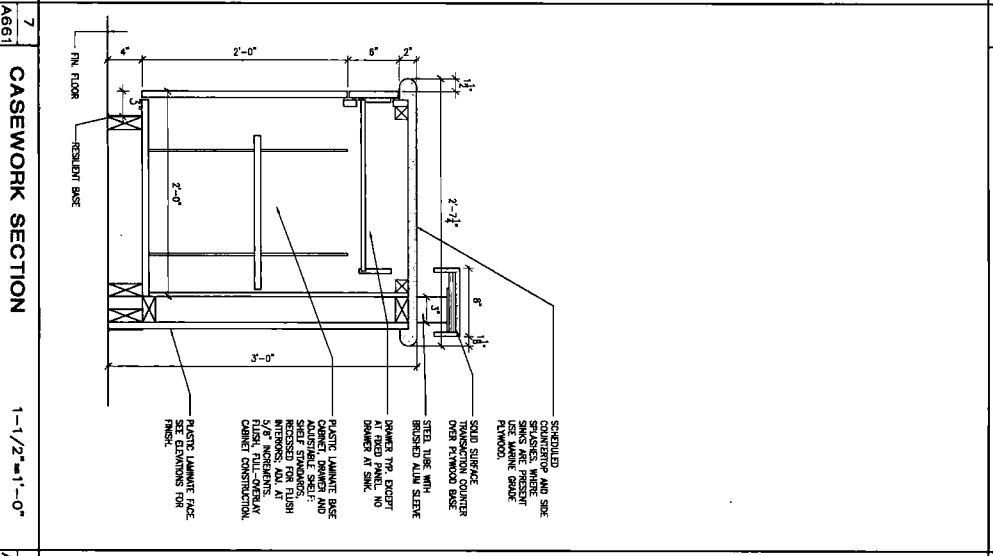
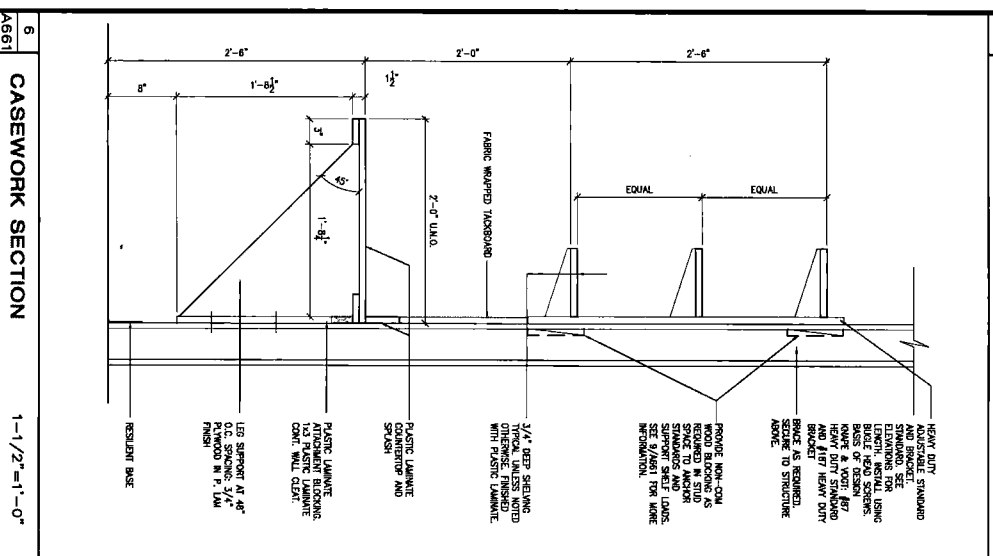
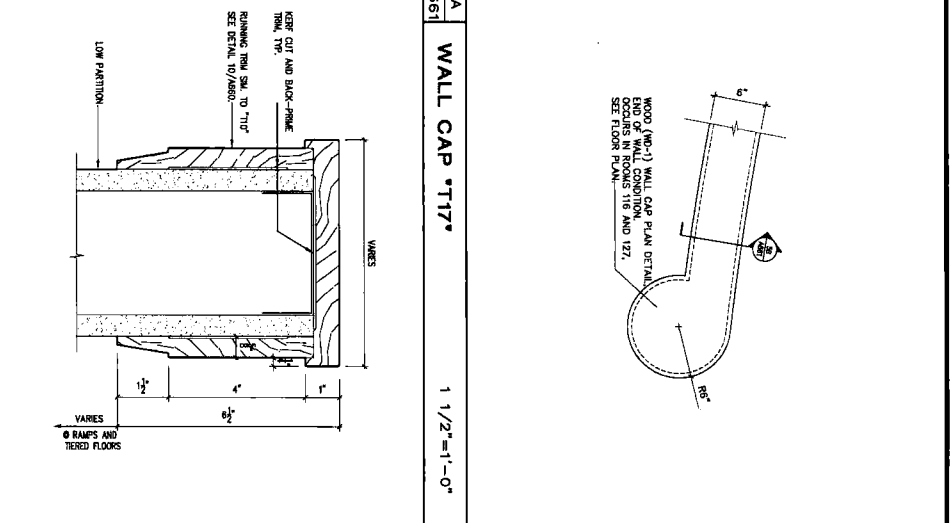
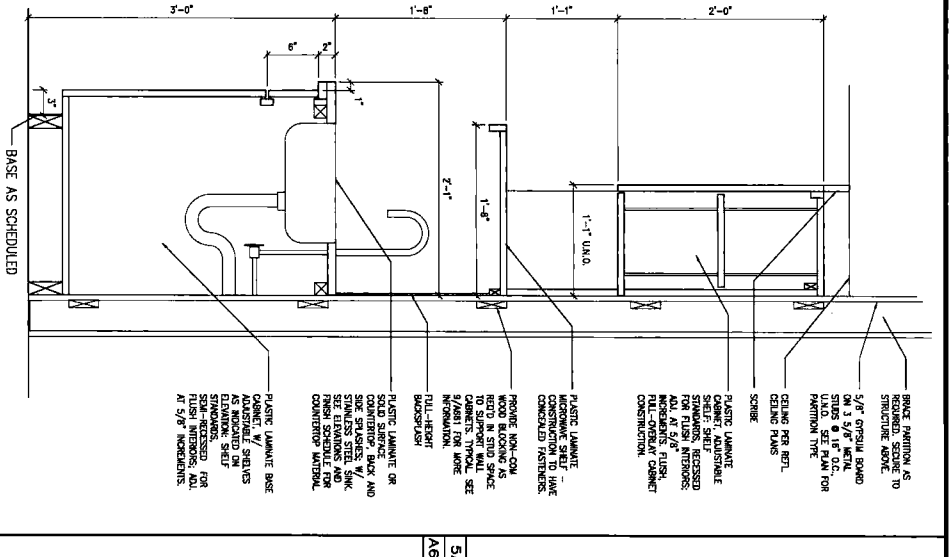
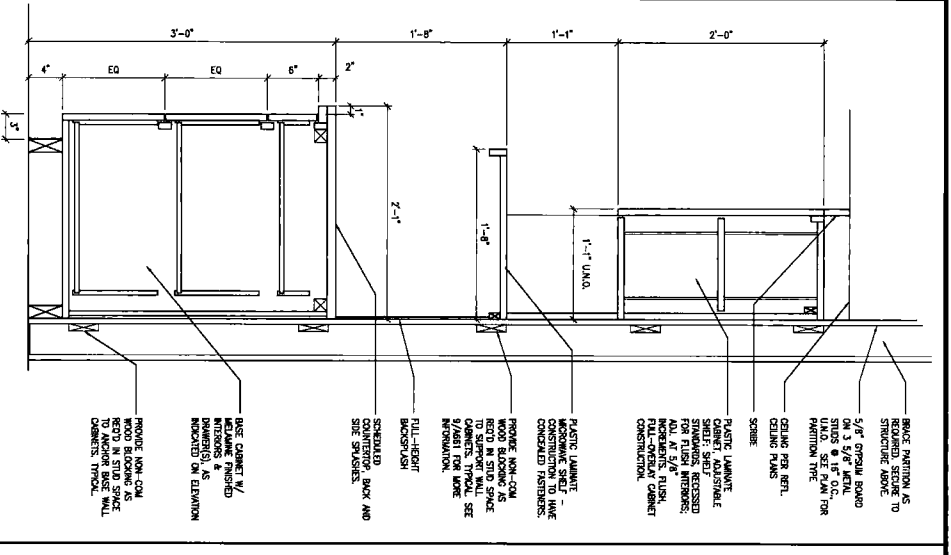
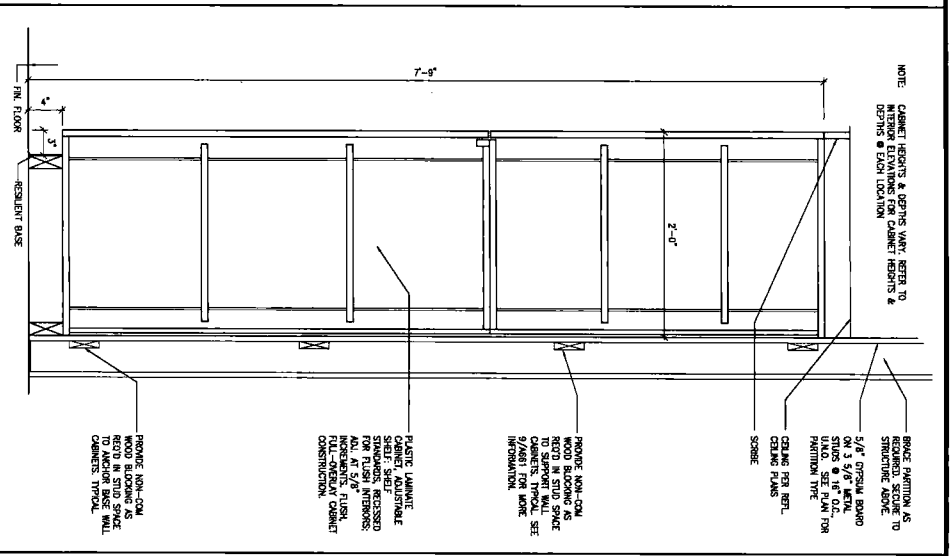
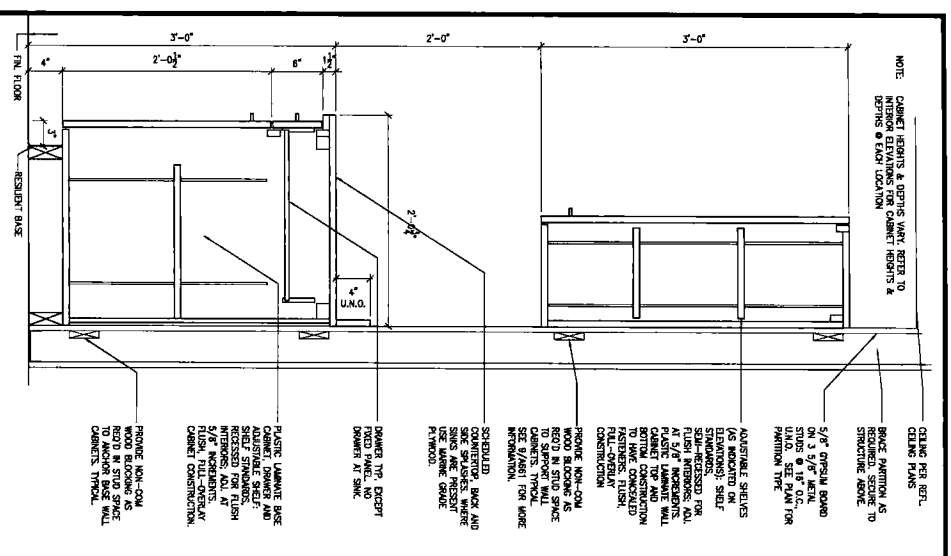
REVISIONS: 1

DATE: 9/22/07

BY: [Signature]

DATE: 9/22/07

BY: [Signature]



10	NOT USED	1'-1'-0"
AS61	AS61	AS61

Champion/Haupt Inc.
 444 EAST TOWN STREET
 CLEVELAND, OH 44115
 (216) 431-1100
 FAX (216) 431-1101

DATE: 7/26/07
 DRAWING NO.: 104
 PROJECT: STATE PROJECT NUMBER 295-2001-104
 VOICE OF AMERICA LEARNING CENTER
 V.O.A. PARK DRIVE
 WEST CHESTER, OHIO

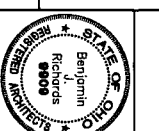
DESIGNED BY: MIAMI UNIVERSITY
 OFFICE OF PLANNING & CONTRACTING
 CLEVELAND, OHIO

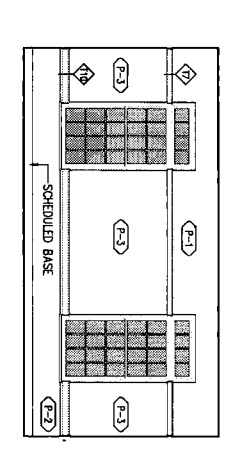
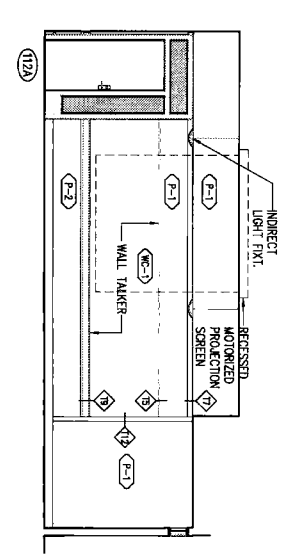
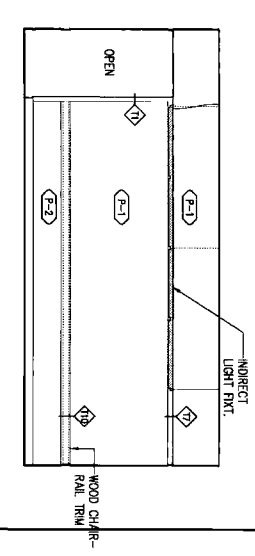
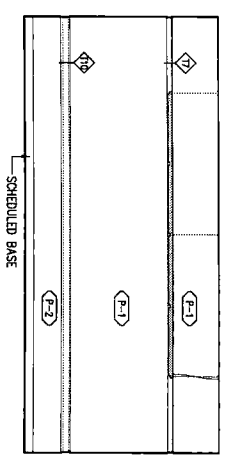
PREPARED BY: CHAMPION/HAUPT, INC., ARCHITECTS
 444 EAST TOWN STREET
 CLEVELAND, OHIO 44115
 (216) 431-1100

DRAWING TITLE: MILLWORK SECTIONS
 SHEET: AS661

DATE: 8/22/07

SCALE: 1/8" = 1'-0"



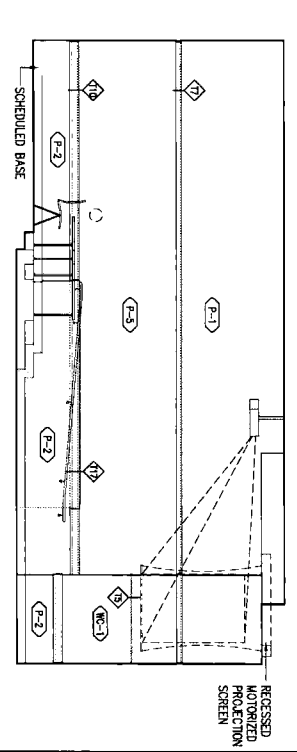
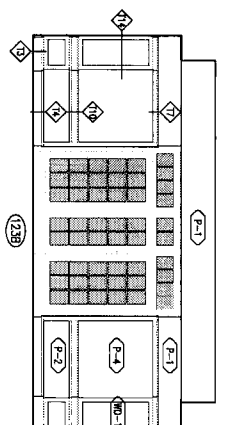
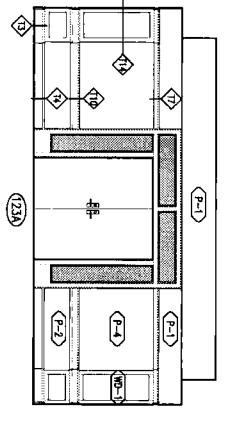
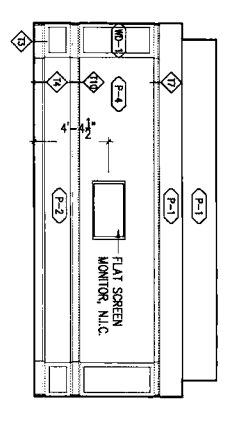
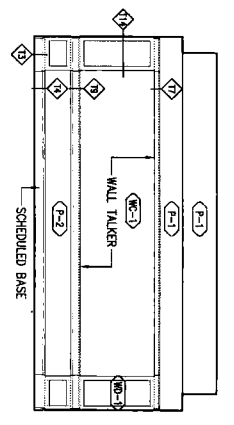


18 ED. MEDIA STUDIO 112 - SOUTH WALL 1/4" = 1'

17 ED. MEDIA STUDIO 112 - NORTH WALL 1/4" = 1'

16 ED. MEDIA STUDIO 112 - WEST WALL 1/4" = 1'

15 ED. MEDIA STUDIO 112 - EAST WALL 1/4" = 1'



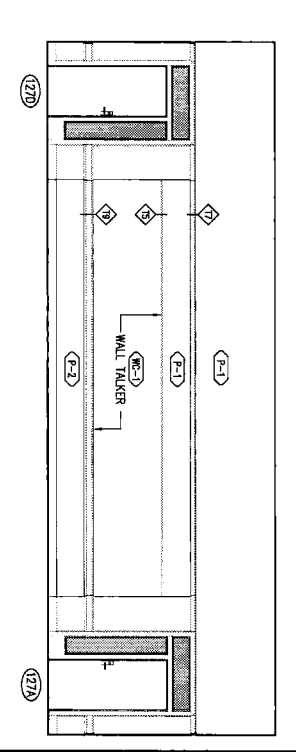
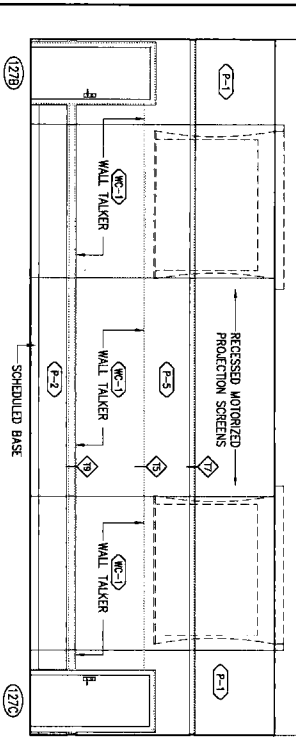
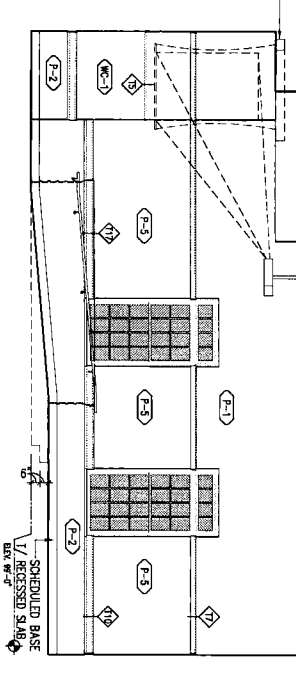
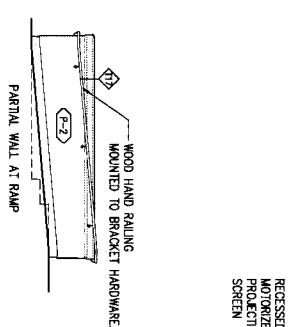
14 SEMINAR 123 - SOUTH WALL 1/4" = 1'

13 SEMINAR 123 - NORTH WALL 1/4" = 1'

12 SEMINAR 123 - WEST WALL 1/4" = 1'

11 SEMINAR 123 - EAST WALL 1/4" = 1'

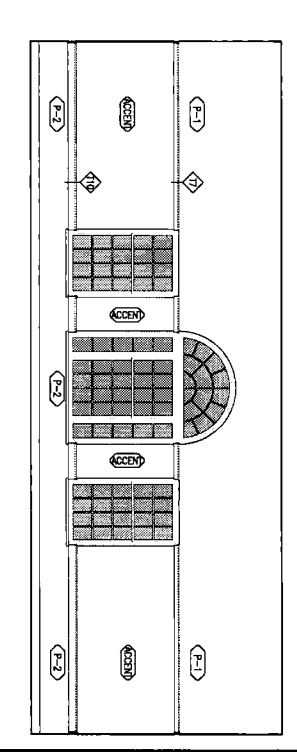
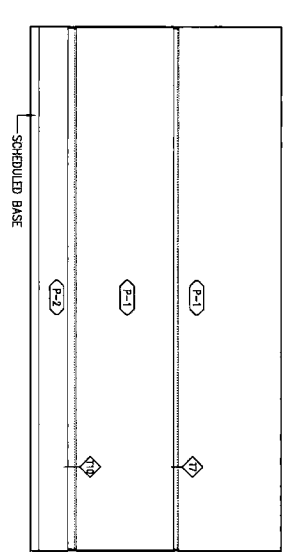
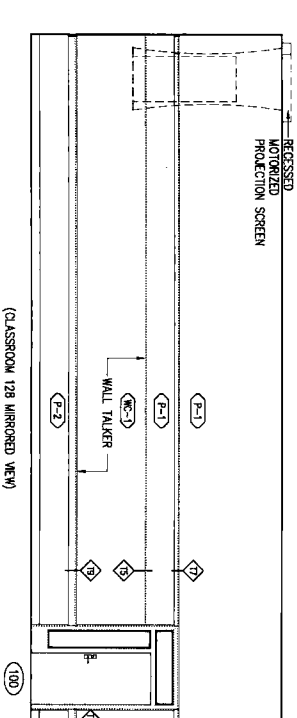
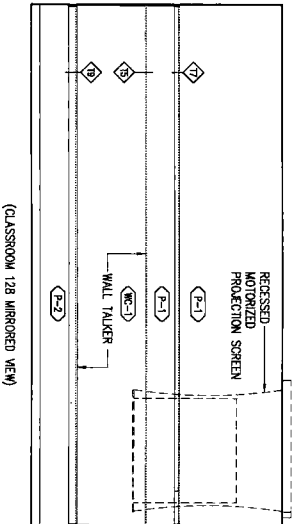
10 TIERED CLASSROOM 127 - SOUTH WALL 1/4" = 1'



9 TIERED CLASSROOM 127 - NORTH WALL 1/4" = 1'

8 TIERED CLASSROOM 127 - WEST WALL 1/4" = 1'

7 TIERED CLASSROOM 127 - EAST WALL 1/4" = 1'



5 CLASSROOM 100 - SOUTH WALL 1/4" = 1'

5 CLASSROOM 100 - WEST WALL 1/4" = 1'

4 CLASSROOM 100 - NORTH WALL 1/4" = 1'

3 CLASSROOM 100 - EAST WALL 1/4" = 1'

1. FOR ROOM TYPES INDICATED BY: REFERENCE SHEET A660 FOR SECTION DETAILS.

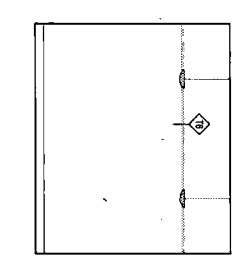
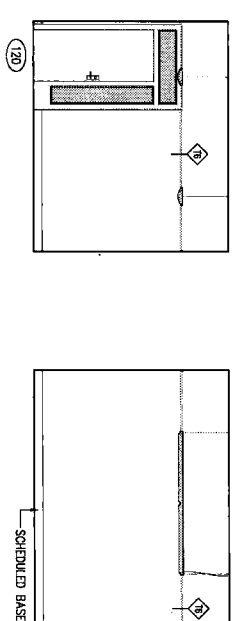
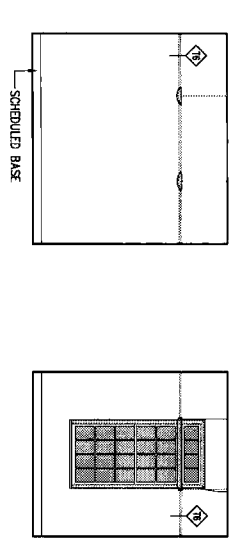
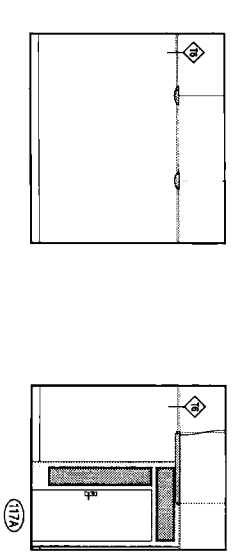
NOTES

NOT USED

NOT USED

1 1/2" = 1'

Champion/Haupt Inc. 5411 STATE ROUTE 102 2ND FLOOR CLEVELAND, OH 44130-1000 TEL: 216.763.1100 FAX: 216.763.1101 WWW.CHAMPIONHAUPT.COM	1/9/07 SCHEDULE DESIGN SET 3/16/07 DESIGN DEVELOPMENT SET 5/16/07 PER OWNER REVIEW 6/16/07 (10% OWNER REVIEW 7/16/07 PER & PERMIT SET
PREPARED FOR MIAMI UNIVERSITY OFFICE OF FACILITY CONTRACTING CLEVELAND, OHIO	REVIEWED BY CHAMPLIN/HAUPT, INC. ARCHITECTS 424 EAST FORTUNE STREET CLEVELAND, OHIO 44102 TEL: 216.763.1100 FAX: 216.763.1101 WWW.CHAMPIONHAUPT.COM
STATE PROJECT NUMBER 285-2001-104 VOICE OF AMERICA LEARNING CENTER V.O.A. PARK DRIVE WEST CHESTER, OHIO	DRAWING TITLE INTERIOR ELEVATION SHEET A700 SCALE 1/4" = 1' DATE 6/22/07 DRAWN BY KSK CHECKED BY KSK

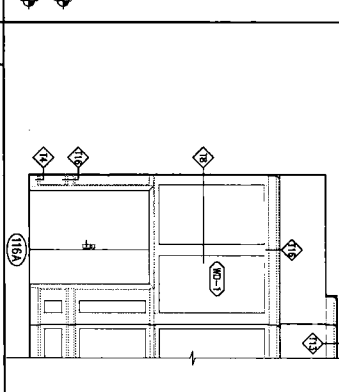
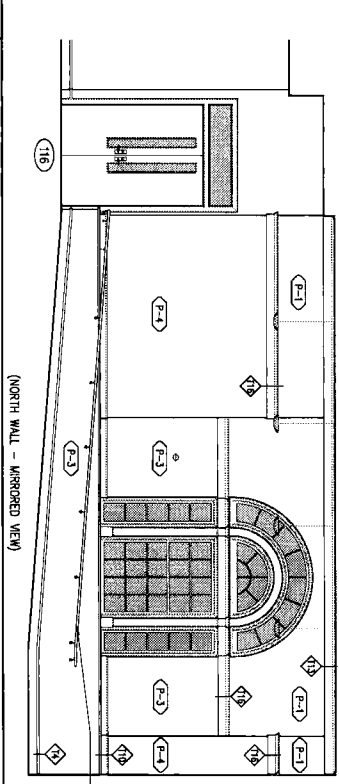
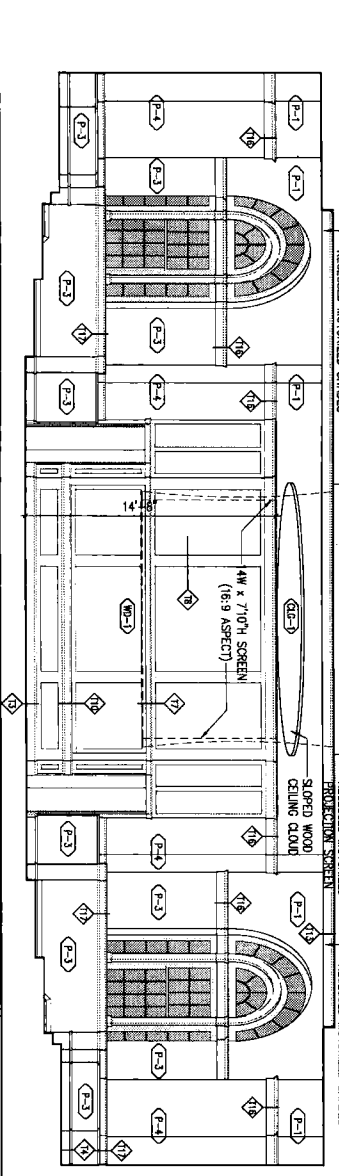


17 STAFF 117A - SOUTH AND WEST WALLS 1/4" = 1'

18 STAFF 117A - NORTH AND EAST WALLS 1/4" = 1'

15 FACULTY WORK 120 - EAST, SOUTH AND WEST WALLS 1/4" = 1'

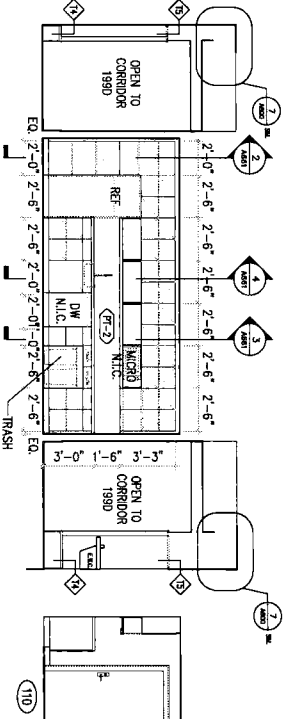
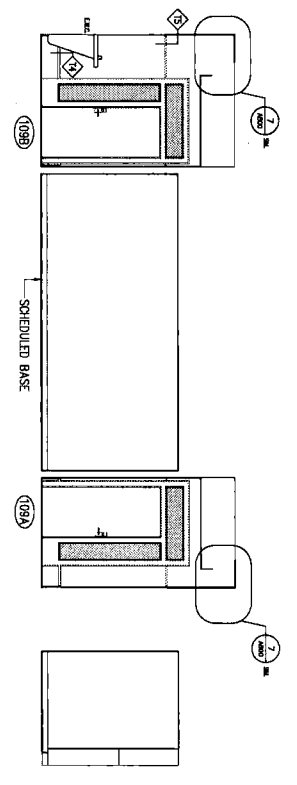
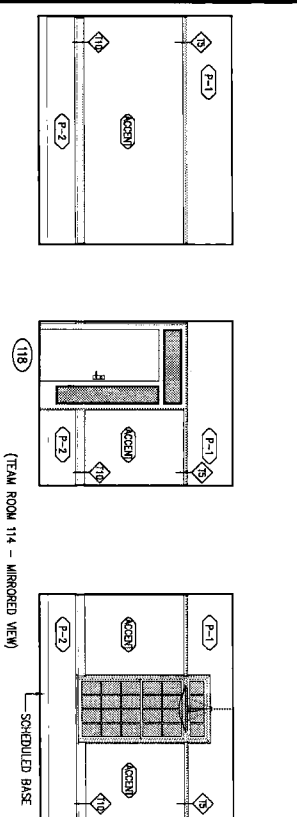
16 FACULTY WORK 120 - EAST, SOUTH AND WEST WALLS 1/4" = 1'



13 LECTURE HALL 116 - WEST WALL 1/4" = 1'

12 LECTURE HALL 116 - SOUTH WALL 1/4" = 1'

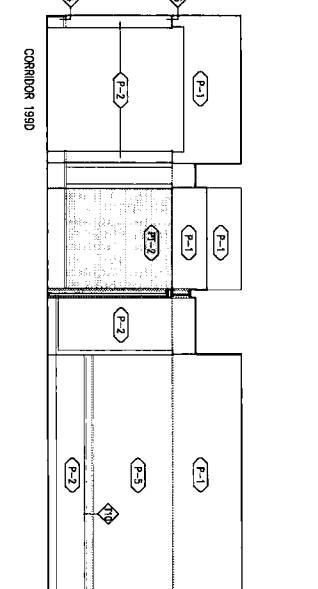
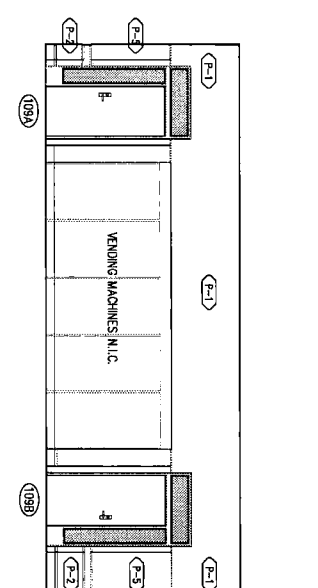
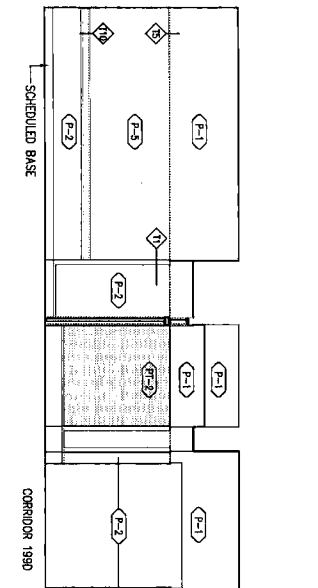
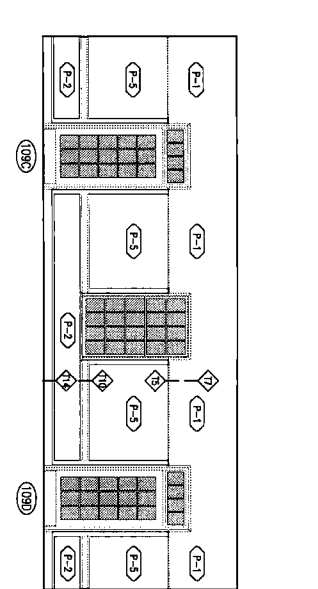
11 LECTURE HALL 116 (STORAGE) 1/4" = 1'



10 TEAM 118 - EAST, SOUTH, WEST AND NORTH WALLS 1/4" = 1'

9 CATER 110 - EAST AND SOUTH WALLS 1/4" = 1'

8 CATER 110 - WEST AND NORTH WALLS 1/4" = 1'

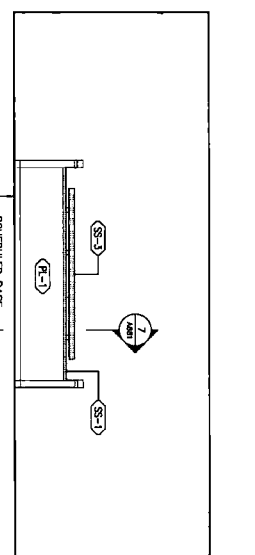
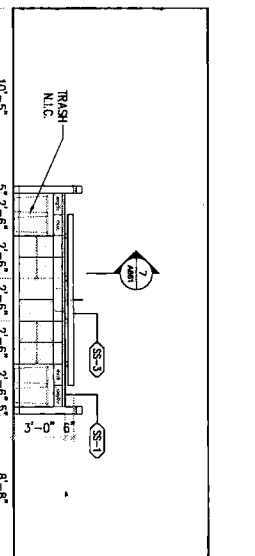
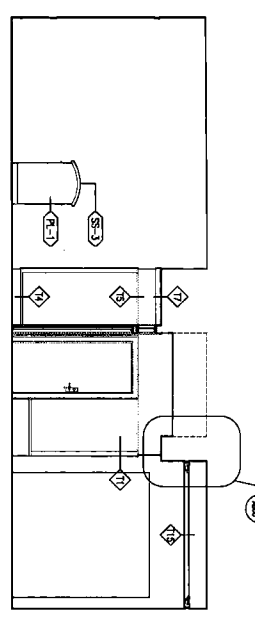


7 LOUNGE 109 - EAST WALL 1/4" = 1'

6 LOUNGE 109 - SOUTH WALL 1/4" = 1'

5 LOUNGE 109 - WEST WALL 1/4" = 1'

4 LOUNGE 109 - NORTH WALL 1/4" = 1'



3 LOUNGE 109 - SIDE OF COUNTER 1/4" = 1'

2 LOUNGE 109 - INSIDE OF COUNTER 1/4" = 1'

1 LOUNGE 109 - FRONT OF COUNTER 1/4" = 1'

Changlin/Haupt Inc.
 ARCHITECTS
 425 EAST ROYER STREET
 CLEVELAND, OHIO 44115
 PHONE: 216.763.1100
 FAX: 216.763.1101
 WWW: CHANGLINHAUPT.COM

STATE PROJECT NUMBER 2865-2001-104
VOICE OF AMERICA LEARNING CENTER
 V.O.A. PARK DRIVE
 WEST CHESTER, OHIO

MIAMI UNIVERSITY
 OFFICE OF FACILITY CONTRACTING
 425 EAST ROYER STREET
 CLEVELAND, OHIO 44115

PRELIMINARY
 DRAWING
 ONLY

NOT TO
 BE USED FOR
 CONSTRUCTION

SHEET
A702

DRAWING TITLE
INTERIOR ELEVATION

DATE
 5/13/07

DRAWING NO.
 911307-00

CHECKED BY
 MK

DATE
 5/13/07

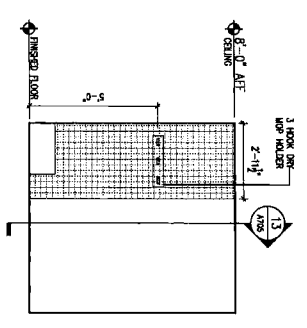
SCALE
 AS SHOWN

DRAWING NO.
 911307-00

CHECKED BY
 MK

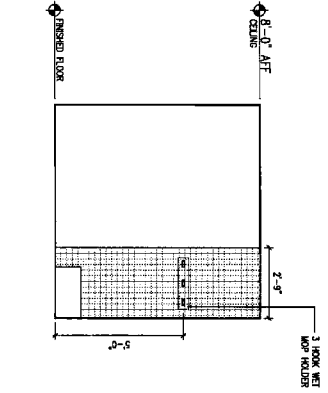
DATE
 5/13/07

SCALE
 AS SHOWN

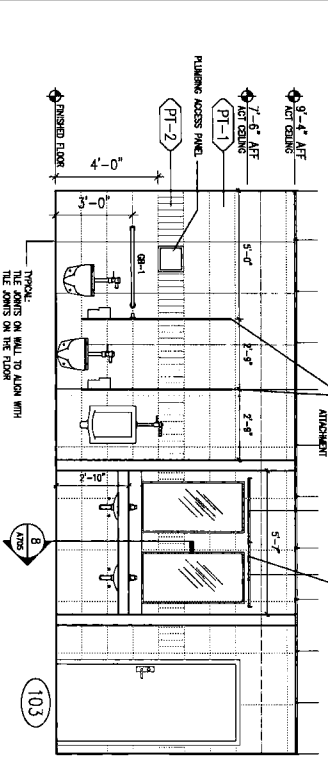


16 JAN. CLOSET EAST ELEV. 3/8" = 1'-0"

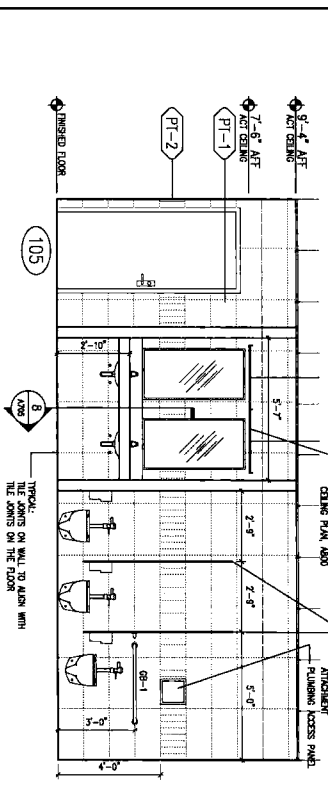
15 NOT USED



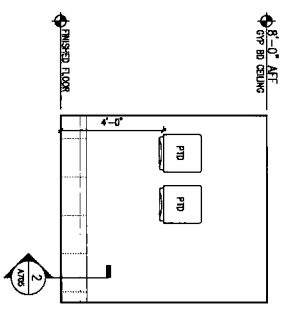
12 JAN. CLOSET SOUTH ELEV. 3/8" = 1'-0"



11 MEN'S NORTH ELEVATION 3/8" = 1'-0"

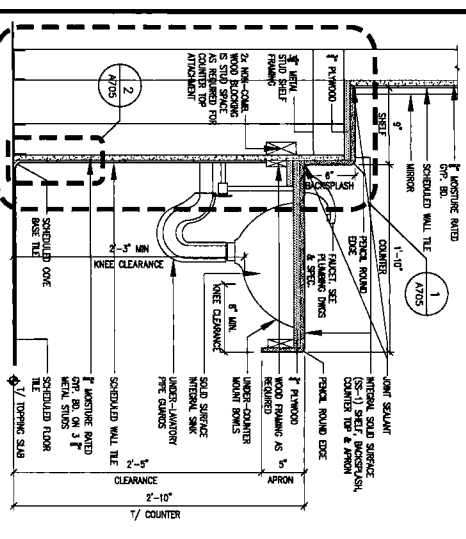


10 WOMEN'S SOUTH ELEVATION 3/8" = 1'-0"

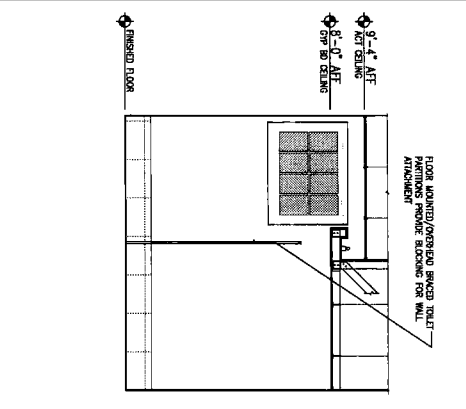


14 WOMEN'S EAST ELEVATION 3/8" = 1'-0"

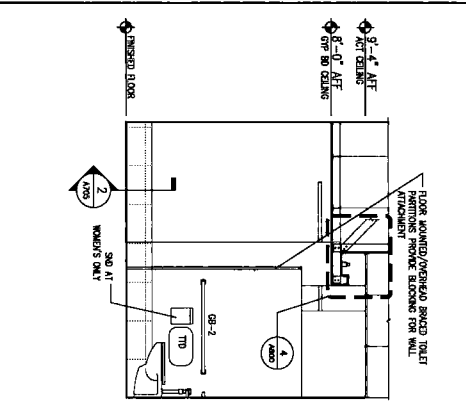
13 NOT USED



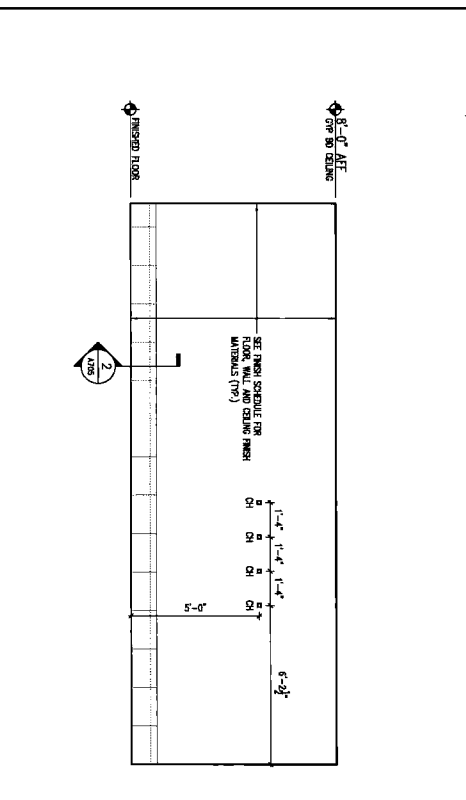
8 SECTION THRU COUNTER 1-1/2" = 1'-0"



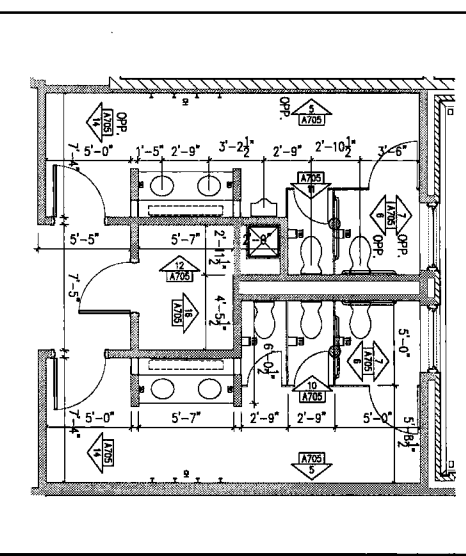
7 WEST ELEV. 3/8" = 1'-0"



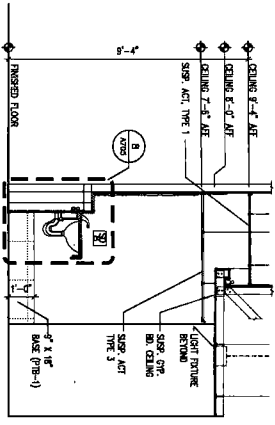
6 EAST ELEV. 3/8" = 1'-0"



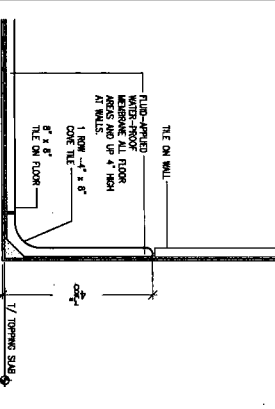
5 WOMEN'S NORTH ELEVATION 3/8" = 1'-0"



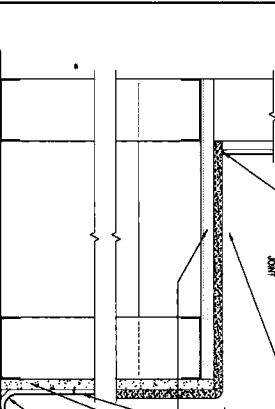
4 ENLARGED RESTROOM PLAN 1/4" = 1'-0"



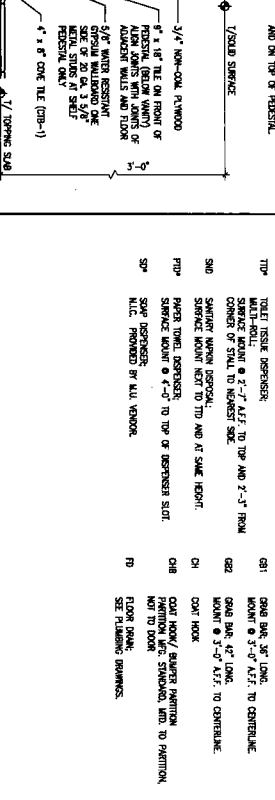
3 SECTION THRU COUNTER 3/8" = 1'-0"



2 TILE BASE SECTION 6" = 1'-0"



1 SECTION THRU SHELF PEDESTAL 1" = 1'-0"



ACCESSORY LEGEND

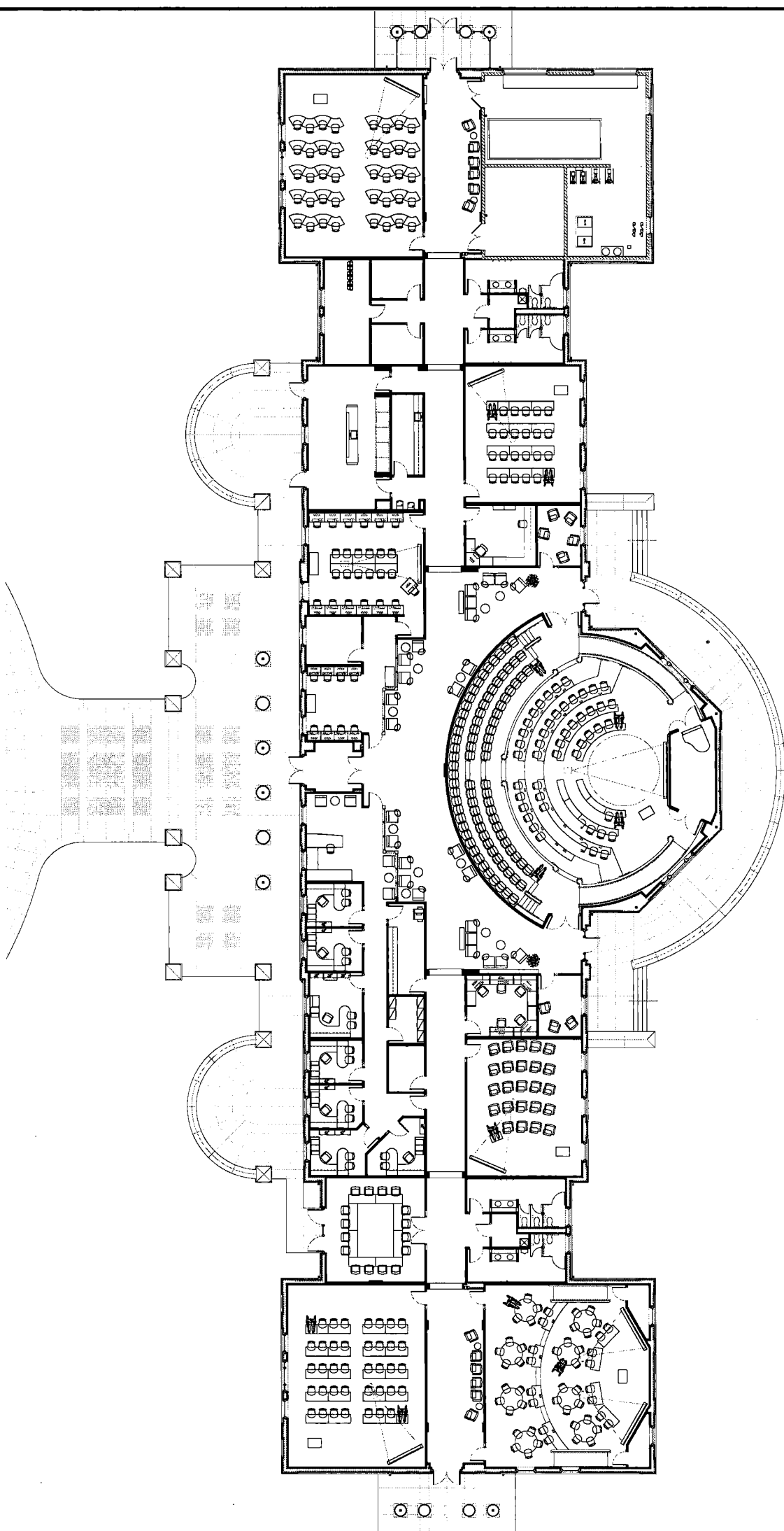
CHAMPLIN/HUGHES INC. ARCHITECTS
 425 EAST TOWN STREET, CLEVELAND, OHIO 44115
 TEL: (216) 521-1100 FAX: (216) 521-1101
 WWW: CHAMPLIN-HUGHES.COM

PREPARED FOR:
MIAMI UNIVERSITY
 OFFICE OF FACILITY CONTRACTING
 100 UNIVERSITY DRIVE
 OXFORD, OHIO 45056

PROJECT:
STATE PROJECT NUMBER 285-2001-104
VOICE OF AMERICA LEARNING CENTER
 V.O.A. PLANK DRIVE
 WEST CHESTER, OHIO

DRAWING TITLE:
ENLARGED RESTROOM PLANS AND ELEVATIONS A705

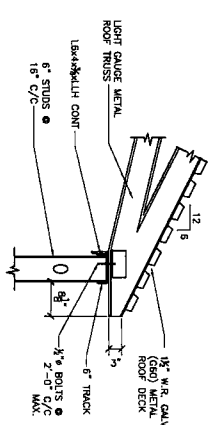
DATE: 6/22/07
 DRAWN BY: RK
 CHECKED BY: RK



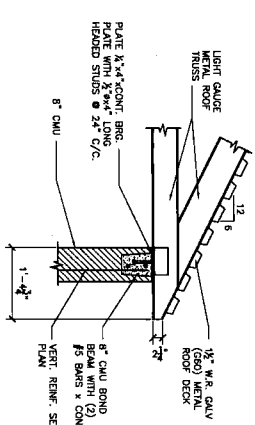
1 FURNITURE PLAN (N.I.C.) - FOR REFERENCE ONLY

3/8" = 1'

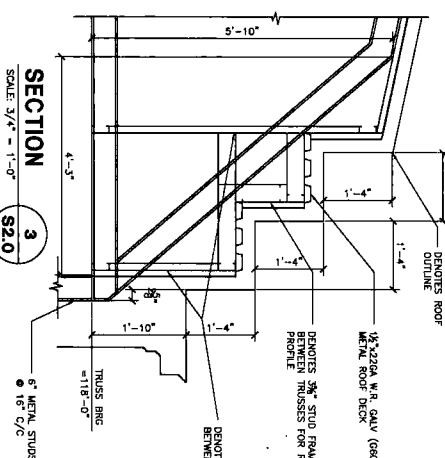
Champion/Haupt, Inc. <small>14001 WOODBINE STREET CLEVELAND, OHIO 44104-1400</small>	1/7/07 SCHEDULE DESIGN SET 3/7/07 DESIGN DEVELOPMENT SET 5/9/07 PER OWNER REVIEW 6/14/07 100% OWNER REVIEW 7/29/07 PER & PERMIT SET
DATE: 7/29/07 NO. 1 DATE: 7/29/07 REVISIONS:	NO. 1 DATE: 7/29/07 REVISIONS:
PREPARED FOR: MIAMI UNIVERSITY OFFICE OF FACILITY CONSTRUCTION 1000 UNIVERSITY AVENUE OXFORD, OHIO 45056	
PREPARED BY: CHAMPION/HAUPT, INC., ARCHITECTS 424 EAST TROBEN STREET CINCINNATI, OHIO 45202	
DRAWING TITLE: FURNITURE PLAN (N.I.C.)	
SHEET NO. A910 OF _____	DATE: 6/22/07
DRAWING FILE NO. _____	DRAWN BY: _____
CHECKED BY: _____	DATE: _____
SCALE: AS SHOWN	PROJECT NO.: _____



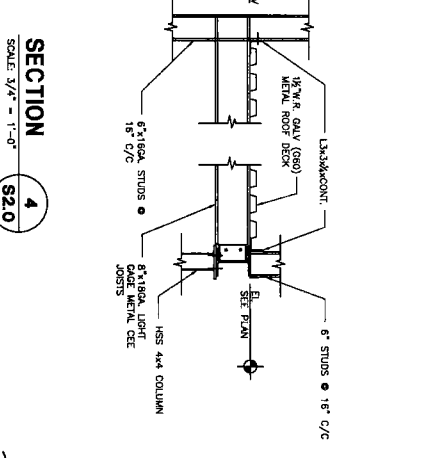
SECTION 1
SCALE: 3/4" = 1'-0"
S20



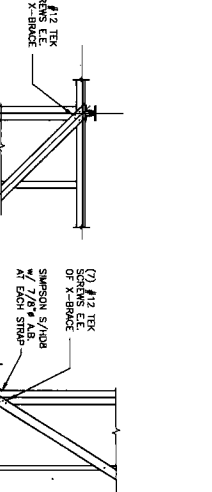
SECTION 2
SCALE: 3/4" = 1'-0"
S20



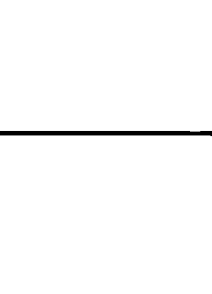
SECTION 3
SCALE: 3/4" = 1'-0"
S20



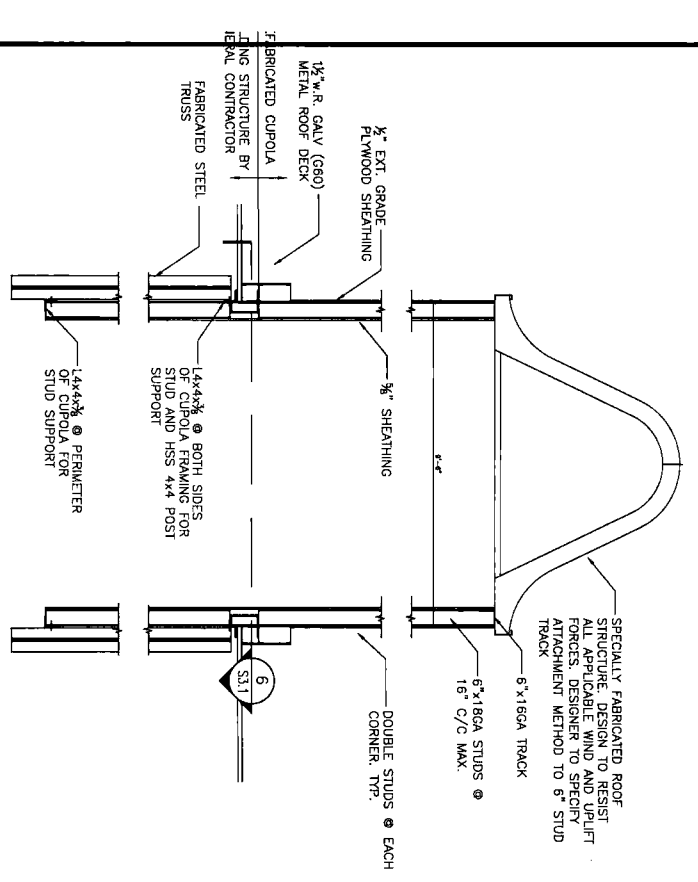
SECTION 4
SCALE: 3/4" = 1'-0"
S20



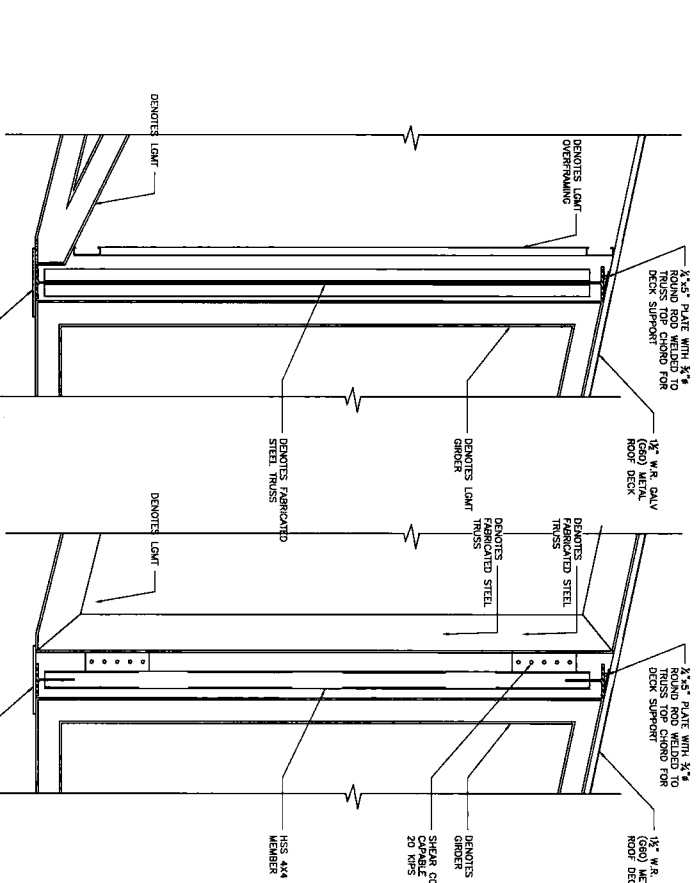
DETAIL A
SCALE: 3/4" = 1'-0"
S31



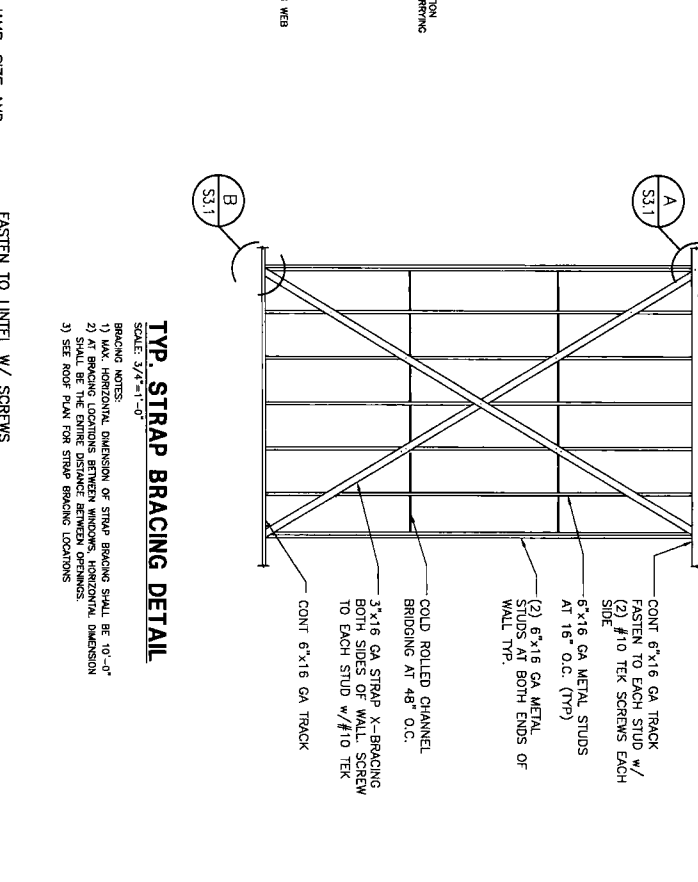
DETAIL B
SCALE: 3/4" = 1'-0"
S31




SECTION 5
SCALE: 1/2" = 1'-0"
S20



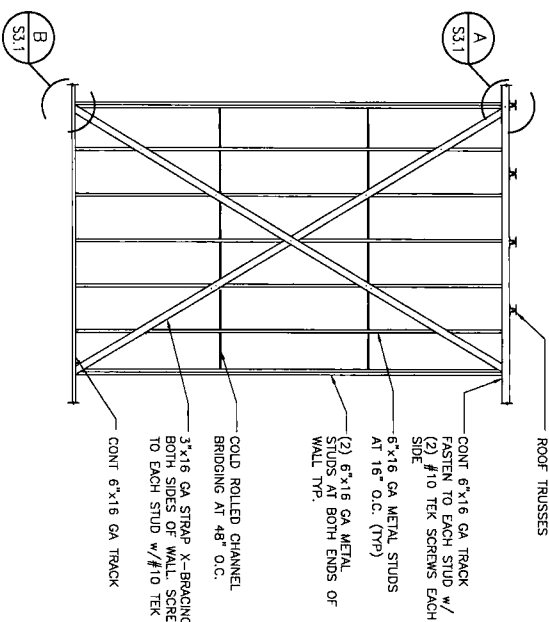
SECTION 6
SCALE: 3/4" = 1'-0"
S20



SECTION 7
SCALE: 3/4" = 1'-0"
S20

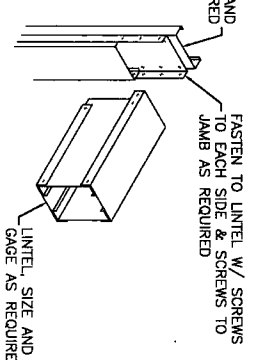


SECTION 8
SCALE: 3/4" = 1'-0"
S20

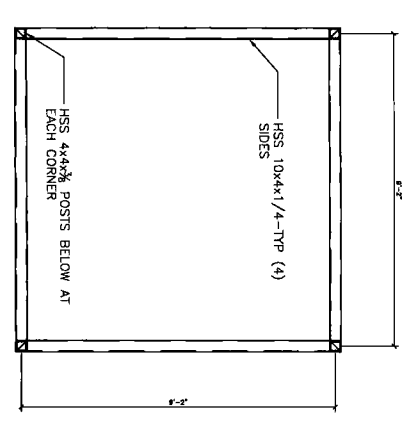


TYP. STRAP BRACING DETAIL
SCALE: 3/4" = 1'-0"

BRACING NOTES:
1) MAX. HORIZONTAL DIMENSION OF STRAP BRACING SHALL BE 10'-0"
2) AT BRACING LOCATIONS BETWEEN WINDOWS, HORIZONTAL DIMENSION SHALL BE THE CENTER TO CENTER DISTANCE BETWEEN WINDOW OPENINGS
3) SEE ROOF PLAN FOR STRAP BRACING LOCATIONS



TYPICAL BEAM BEARING DETAIL



SECTION 9
SCALE: 1/2" = 1'-0"
S31

TYPICAL LIGHT GAGE LINTELS

LINTEL MEMBERS	END BEARING CONDITION	NOTES
L1 (2) 9 1/4"x14GA METAL STUDS W/TRACK 1x8	(2) 6"x16GA JAMB + (2) 6" STUDS FULL HT	PROVIDE WEB STIFFENERS @ BRG @ EACH END
L2 (2) 12"x14GA METAL STUDS W/TRACK 1x8	(3) 6"x16GA JAMB + (3) 6" STUDS FULL HT	PROVIDE WEB STIFFENERS @ BRG @ EACH END
L3 (3) 12"x14GA METAL STUDS W/TRACK 1x8	(4) 6"x16GA JAMB + (4) 6" STUDS FULL HT	PROVIDE WEB STIFFENERS @ BRG @ EACH END

NOTE: ALL LIGHT GAGE LINTELS ARE 50 ksi AND HAVE SET LOOSE LINTEL SCHEDULE FOR BRICK ANGLES

LOOSE LINTEL SCHEDULE
THIS SCHEDULE IS FOR LINTELS NOT OTHERWISE SHOWN OR NOTED ON DRAWINGS

SPAN LIMITS	ANGLE SIZE
0' TO 4'-0"	3X3 1/2X1/4
4'-1" TO 5'-6"	3X3 1/2X1/4
5'-7" TO 7'-6"	3X3 1/2X3/8
7'-7" TO 9'-6"	3X4X3/8

PROVIDE CORNER ANGLE FOR EACH 4" OF MASSIVE WALL THICKNESS. ANGLES EXPOSED TO WEATHER SHALL BE 3/8" MINIMUM THICKNESS AND NOT DIPPED GALVANIZED MINIMUM BEARINGS SHALL BE 8" EACH END. 1/2"X4 SHALL BEAR 12" EACH END SUPPORT VERTICAL LEG OF 1/2"X4 ANGLE AT MIDSPAN WITH STEEL CLIP BOLTED TO WALL STUD.

GOPI Limited
Structural Engineers

11111 Main Street, Suite 100
Columbus, OH 43240
614.261.1234

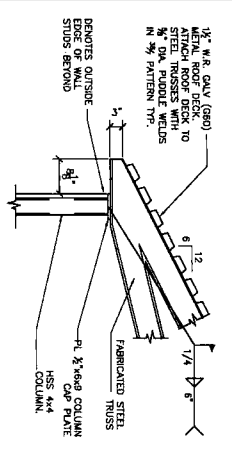
REVISIONS	DATE	BY	REASON
1	1/2/07	CHAMP/MA/PT	SCHEMATIC DESIGN SET
2	3/7/07	CHAMP/MA/PT	DESIGN DEVELOPMENT SET
3	5/7/07	CHAMP/MA/PT	SEC CHECK REVIEW
4	6/14/07	CHAMP/MA/PT	100% CHECK REVIEW
5	7/9/07	CHAMP/MA/PT	FOR BID

DESIGNED BY: CHAMP/MA/PT, INC. ARCHITECTS
424 EAST FRODO STREET, COLUMBUS, OH 43262

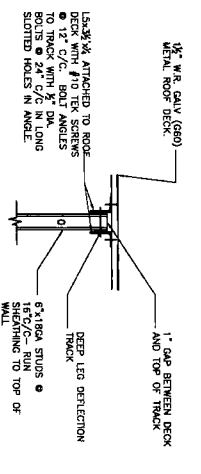
PROJECT: STATE PROJECT NUMBER 285-2001-104
VOICE OF AMERICA LEARNING CENTER
V.O.A. PARK DRIVE, WEST CHESTER, OHIO

DRAWING TITLE: STEEL DETAILS
SHEET: S3.1

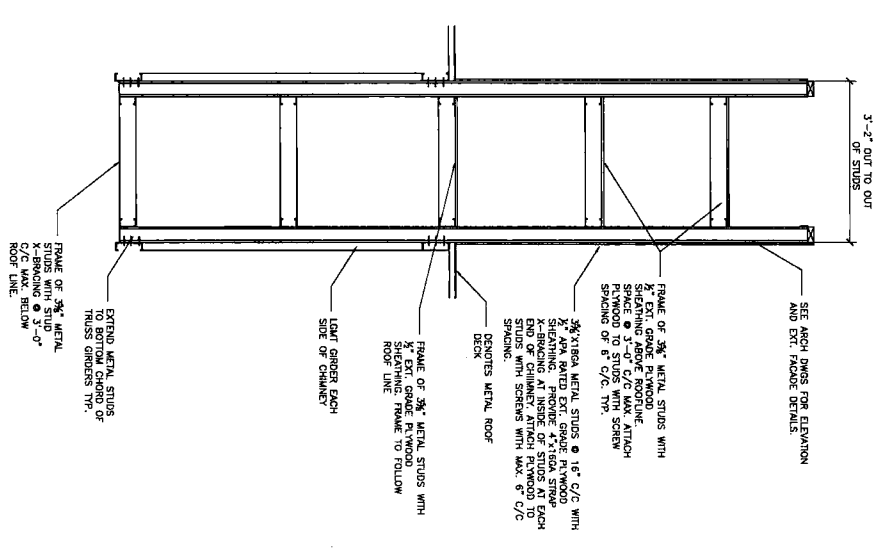
DATE: 1/2/07



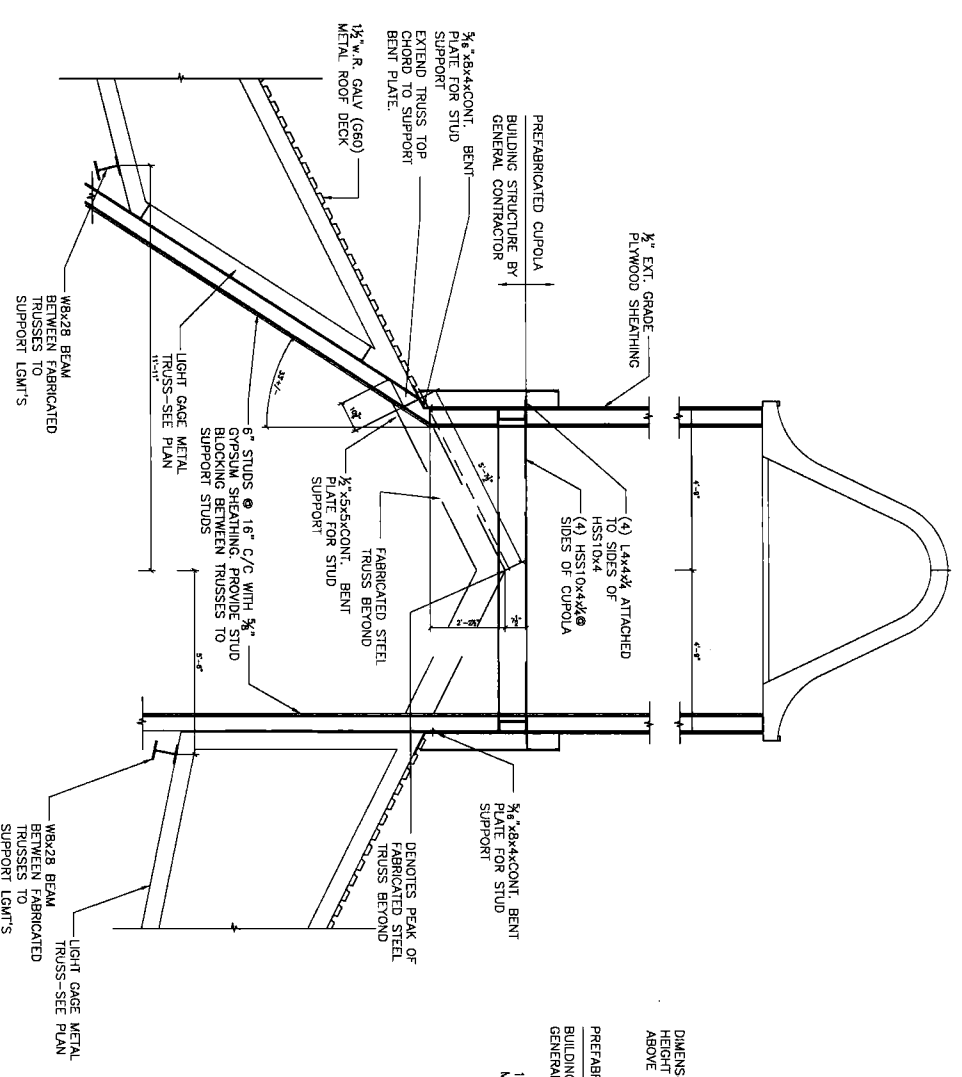
SECTION 9
SCALE: 3/4" = 1'-0"
S20



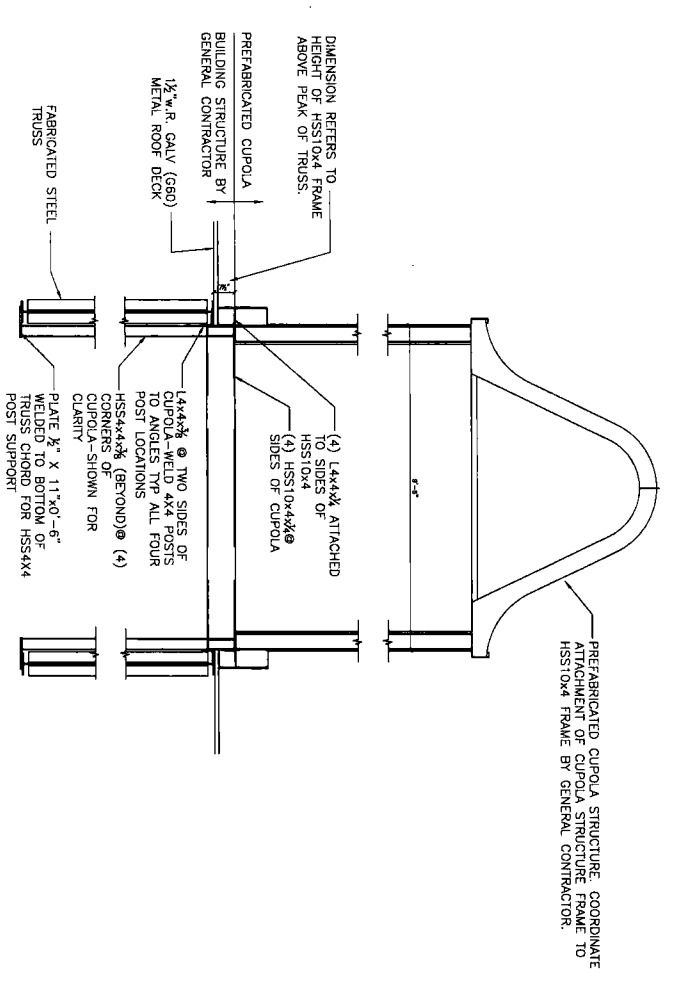
SECTION 10
SCALE: 3/4" = 1'-0"
S20



SECTION 11
SCALE: 3/4" = 1'-0"
S20



SECTION 12
SCALE: 1/2" = 1'-0"
S33



SECTION 13
SCALE: 1/2" = 1'-0"
S20

DATE	REVISIONS	NO.	DATE	ISSUANCES
1/9/07	SCHEMATIC DESIGN SET			
3/9/07	DESIGN DEVELOPMENT SET			
5/14/07	60% DESIGN REVIEW			
7/9/07	100% DESIGN REVIEW			

STATE PROJECT NUMBER 285-2001-104
VOICE OF AMERICA LEARNING CENTER
V.O.A. PARK DRIVE
WEST CHESTER, OHIO

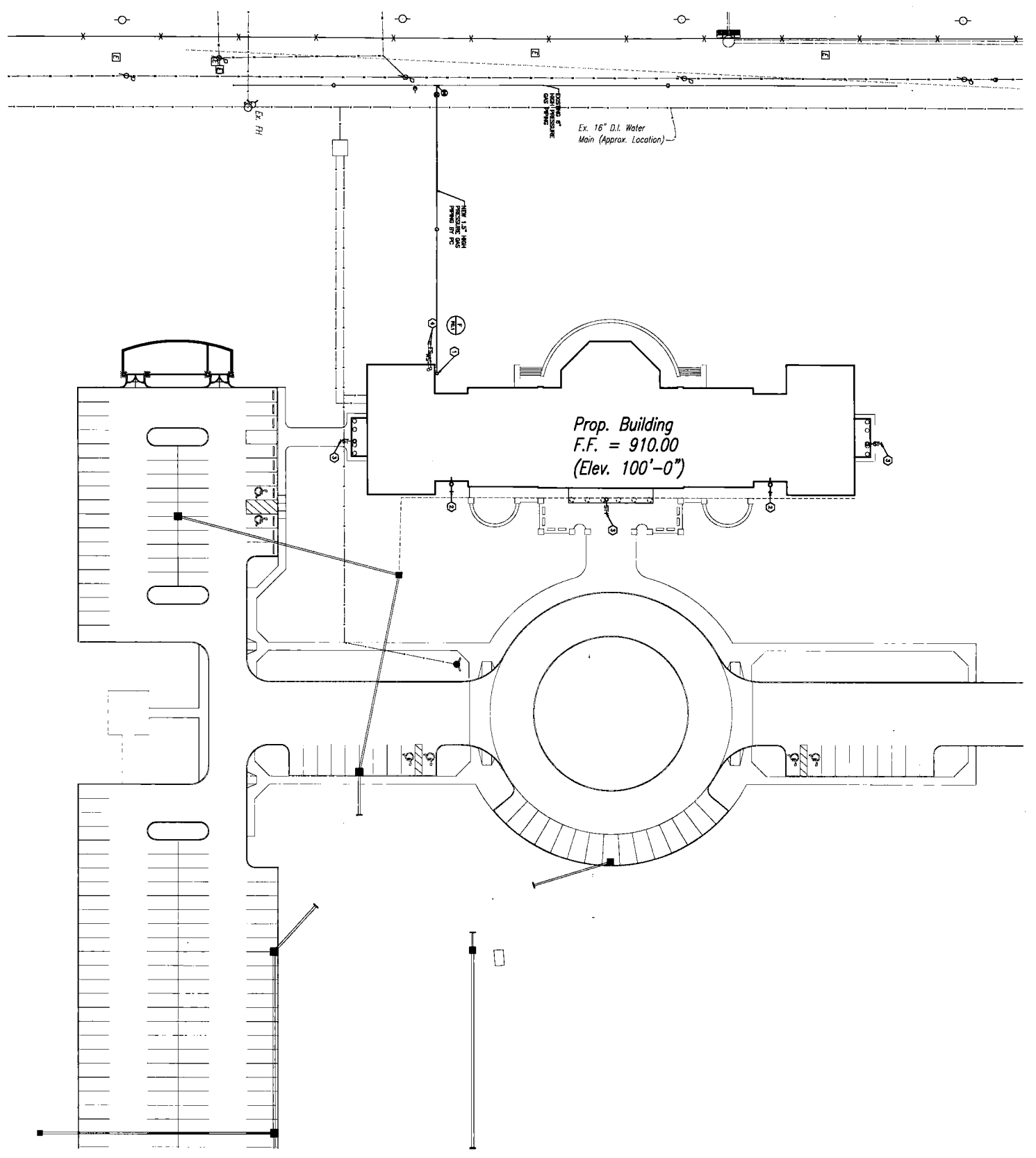
PREPARED FOR
MIAMI UNIVERSITY
OFFICE OF FACILITY CONTRACTING
OXFORD, OHIO

DESIGNED BY
CHAMPLIN/HADLEY, INC., ARCHITECTS
425 EAST TROBRIK STREET
CINCINNATI, OHIO 45222

BRAND TITLE	COMPUTER FILE NO.	ISSUED BY	DATE	SHEET
STEEL DETAILS <td></td> <td></td> <td>1/9/07</td> <td>S333</td>			1/9/07	S333



1010 South Main Street, Columbus, OH 43260-1010
Tel: 614.291.1100 Fax: 614.291.1101



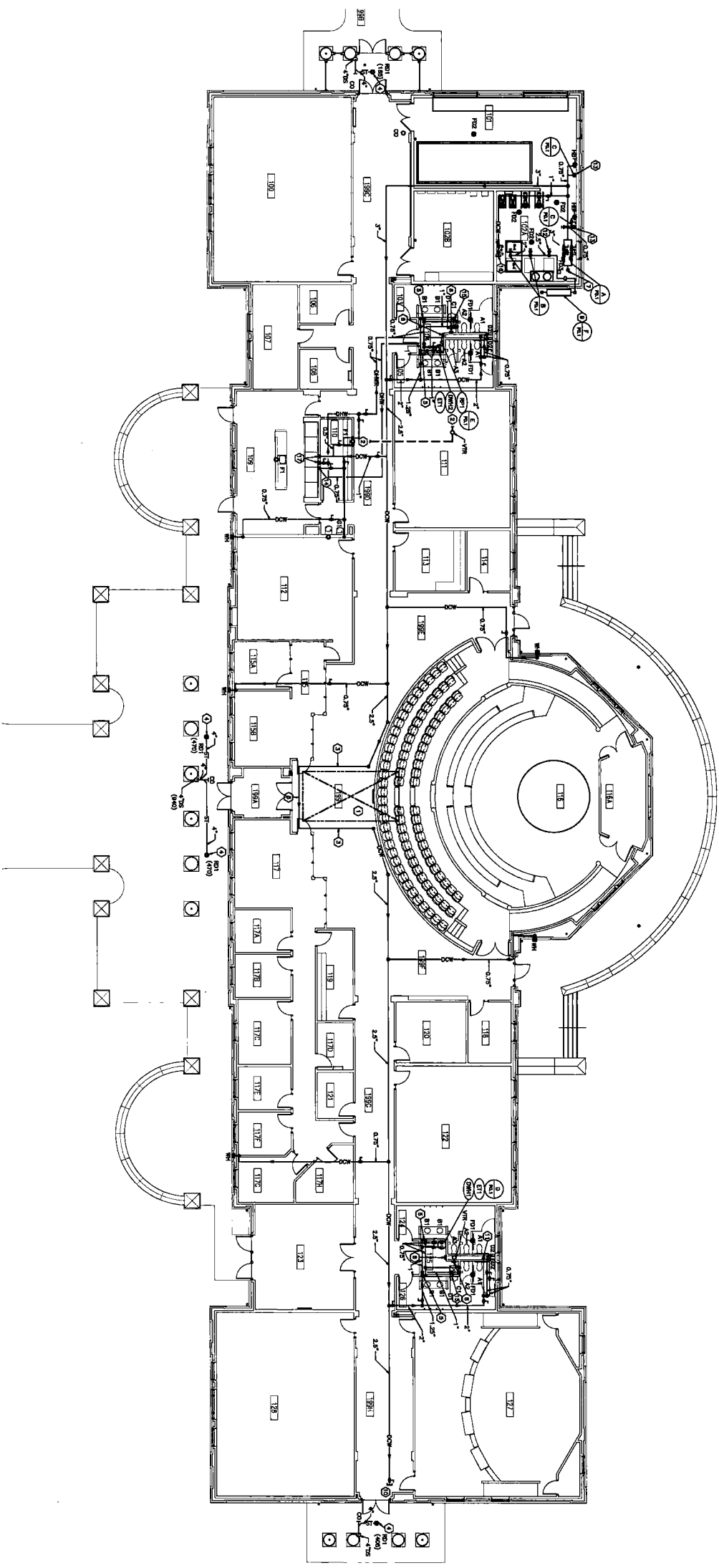
- NOTES**
1. 1.5" O.D. SERVICE RISER, RISERS TO P2.1 FOR COMBINATION.
 2. DRAINAGE SERVICE COMBINED BY O.C. P2 TO MAKE CONNECTION AT 5'-0" OTHER BUILDING.
 3. STORM SERVICE COMBINED BY O.C. P2 TO MAKE CONNECTION AT 5'-0" OTHER BUILDING.
 4. DOMESTIC WATER SERVICE AND FIRE SERVICE PIPING BY O.C. RISERS TO P2.1 FOR COMBINATION MAKE BUILDING AND SEPARATION OF WORK.

SITE PLAN - PLUMBING

1"=30'

	Chadlin/Arhoul, Inc. 1000 WEST 10TH STREET COLUMBUS, OHIO 43202
	PREPARED FOR: MIAMI UNIVERSITY OFFICE OF FACILITY CONSTRUCTION 400 EAST TOWN STREET OXFORD, OHIO 45056
DATE: 7/26/07 DESIGN DEVELOPMENT SET DATE: 5/4/07 50% OWNER REVIEW DATE: 6/4/07 100% OWNER REVIEW DATE: 7/26/07 100% DOCUMENTS	PROJECT NO.: SHEET NO.: SHEET TITLE: DRAWN BY: CHECKED BY:
STATE PROJECT NUMBER 285-2001-104 VOICE OF AMERICA LEARNING CENTER V.O.A. PARK DRIVE WEST CHESTER, OHIO	DRAWN BY: [Blank] CHECKED BY: [Blank]

FLOOR PLAN - PLUMBING



FIRST FLOOR PLAN
 SCALE: 3/8" = 1'-0"
 1/2" ELEVATION = 1'-0"

GENERAL NOTES

- A. ALL CONCRETE, MASONRY, SOIL, WOOD, VENT, AND STEEL DRAINAGE PIPING SHALL BE INSTALLED IN ACCORDANCE WITH THE REQUIREMENTS OF THE INTERNATIONAL PLUMBING CODE AND THE REQUIREMENTS OF STRUCTURE IN EXCESSIVE SEISMIC AREA, UNLESS OTHERWISE NOTED.
- B. CONDUIT SHALL BE INSTALLED IN ACCORDANCE WITH THE REQUIREMENTS OF THE NATIONAL ELECTRICAL CODE AND THE REQUIREMENTS OF STRUCTURE IN EXCESSIVE SEISMIC AREA, UNLESS OTHERWISE NOTED.
- C. ALL PIPING SHALL BE INSTALLED IN ACCORDANCE WITH THE REQUIREMENTS OF THE INTERNATIONAL PLUMBING CODE AND THE REQUIREMENTS OF STRUCTURE IN EXCESSIVE SEISMIC AREA, UNLESS OTHERWISE NOTED.
- D. REFER TO SCHEDULES, DETAILS AND DRAWINGS FOR PIPING AND PIPE SIZES NOT SHOWN ON DRAWINGS.

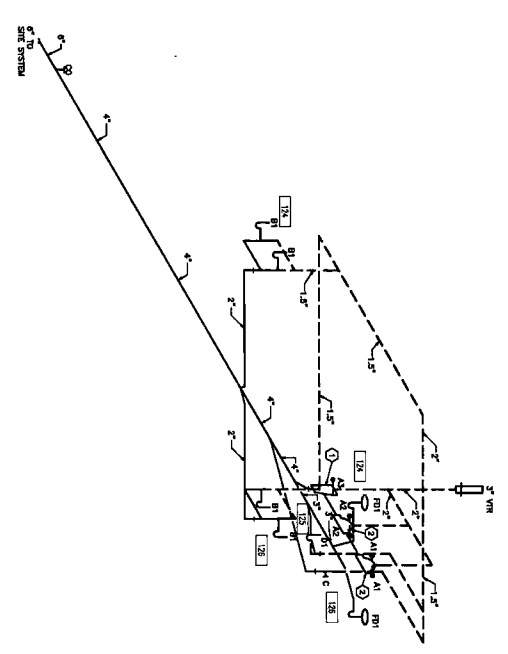
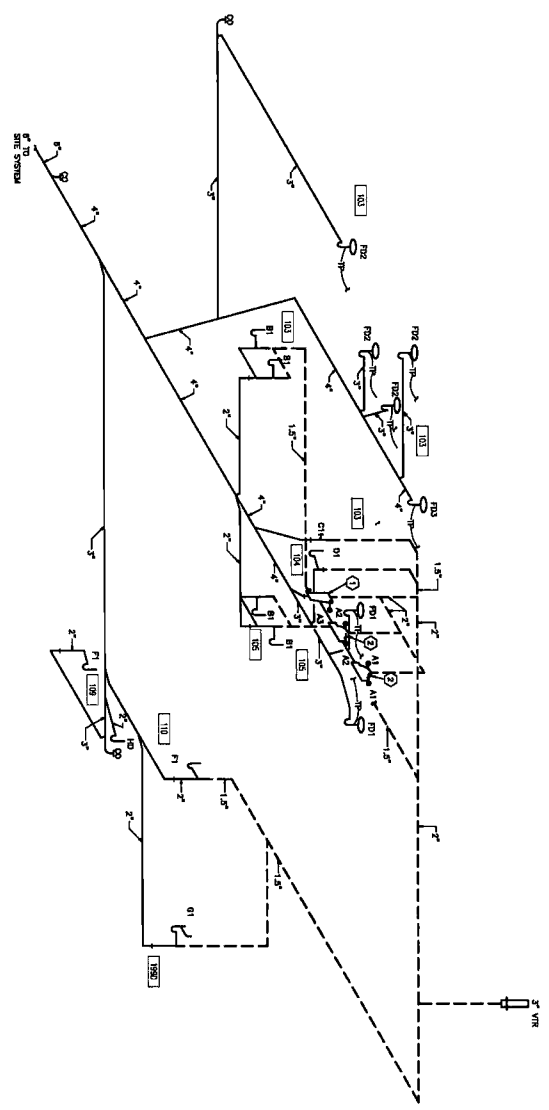
O NOTES

1. NO PLUMBING PIPING TO BE INSTALLED IN THIS AREA.
2. REFER TO SOIL NOTES AND VENT DRAWINGS FOR CONSTRUCTION OF VENT PIPING.
3. ROUTE PIPING AROUND NEAR AND/OR STAIRS CAULKING AREA.
4. COORDINATE WITH ARCHITECTURAL DRAWINGS FOR LOCATIONS OF ROOF DRAINS.
5. SAFETY CAP DOWN AND DOWN IN WALL AND SAFETY CAPS FEATURE.
6. LOCATION OF TRANSDUCERS FOR FLOOR (SL) LUBRICANT, WINDING AND LOCATED FOR FLOOR RECEIVERS.
7. PIPING TO BE SAME SIZE AS PIPING INSTALLED BY GC.
8. LOCATION OF TRANSDUCERS FOR GAS (G) FLUSH VALVES, WINDING TO BE INSTALLED BY GC.
9. PROVIDE FLOOR DRAIN AND TRANSDUCER SETTING FOR FLOOR RECEIVERS AND LOCATED FOR FLOOR RECEIVERS.
10. OAYED FOR FUTURE EXPANSION.
11. PROVIDE 2" PALL SIZE SANITARY IN CONCRETE, SAFETY CAPS FEATURE AND LOCATED FOR FLOOR RECEIVERS.
12. PROVIDE STUBBED GAS PIPE FOR FUTURE CONNECTION.
13. PROVIDE FLOOR DRAIN PIPING IN FLOOR SLAB TO FLOOR DRAINAGE, DO NOT INSTALL PIPING UNDER FLOOR MOUNTED EQUIPMENT.
14. PROVIDE CAP DOWN WITH SHIRT OFF FOR CONNECTION TO CENTER MACHINE.
15. CONTINUED BY GC.
16. PROVIDE CAP DOWN AND CAP UNDER SLAB TO SAND SINK, INSULATE PIPING FOR PROTECTION.
17. PROVIDE CAP DOWN AND CAP UNDER SLAB TO SAND SINK, INSULATE PIPING FOR PROTECTION.

	PROJECT NO. 2006032 PROJECT NAME STATE OF AMERICA LEARNING CENTER V.O.A. PARK DRIVE WEST CHESTER, OHIO
	PREPARED FOR MIAMI UNIVERSITY OFFICE OF FACILITY CONTRACTING GENERAL SMO
CHANGPIN/AROUND LINE PROJECT NO. 2006032 PROJECT NAME STATE OF AMERICA LEARNING CENTER V.O.A. PARK DRIVE WEST CHESTER, OHIO	DATE 7/06/07 NO. OF SHEETS 12 DATE 7/06/07 NO. OF SHEETS 12
DRAWING TITLE FLOOR PLAN - PLUMBING	SHEET NO. 05 OF 05

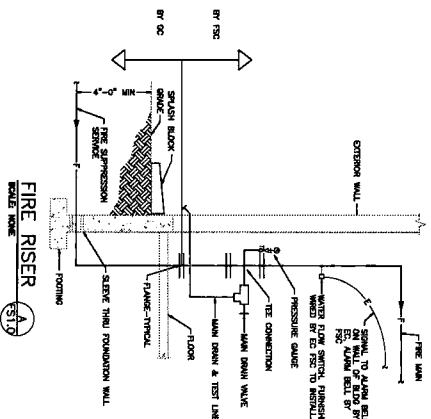
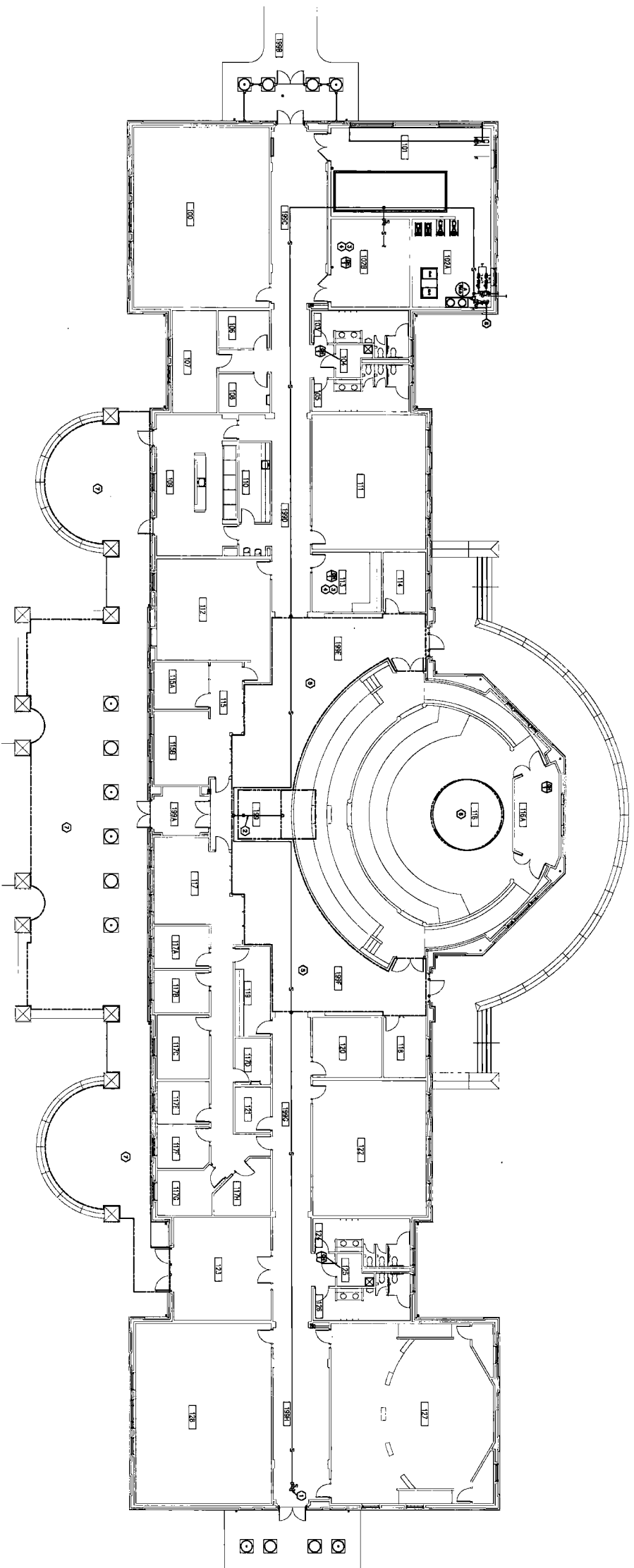
3/8" = 1'-0"

SOIL WASTE AND VENT DIAGRAM



- NOTES**
1. PROVIDE DRAIN MODEL 1254 SERIES CUMBERS.
 2. PROVIDE DRAIN MODEL 1254 SERIES CUMBERS.

Champion/Alquist Inc. 1213 2nd Street, Suite 200 Cincinnati, OH 45202		DATE: 7/3/07 ISSUANCES:	
1/24/07 SCOPALIC DESIGN SET 3/16/07 DESIGN DEVELOPMENT SET 5/14/07 SOIL OWNER REVIEW 6/14/07 100% OWNER REVIEW 7/3/07 90% DOCUMENTS		DATE: 7/3/07 ISSUANCES:	
STATE PROJECT NUMBER 285-2001-104 VOICE OF AMERICA LEARNING CENTER V.O.A. PARK DRIVE WEST CHESTER, OHIO			
PREPARED FOR: MIAMI UNIVERSITY OFFICE OF FACILITY CONSTRUCTION CINCINNATI, OHIO		DESIGNED BY: CHAMPION/ALQUIST, INC. ARCHITECTS 424 EAST PARKIN STREET CINCINNATI, OHIO 45202	
DRAWING TITLE: SOIL WASTE AND VENT DIAGRAM		DRAWN BY: gjp	DATE: 7/3/07
SHEET NO. 311358-30	SHEET OF P30		



GENERAL NOTES

- A ALL FIRE SUPPRESSION PIPING SHOWN ON THIS DRAWING IS LOCATED ABOVE FINISHED FLOOR LEVEL UNLESS OTHERWISE NOTED.
- B CONNECTIONS SHALL COMPLY WITH THE LOCATION OF ALL HORIZONTAL AND VERTICAL PIPING WITH ALL OTHER TRADES AND SHIP LOCATIONS WHERE REQUIRED.
- C ANNUAL SPICE OF PIPE, COUPLER AND OTHER SMALL EQUIPMENT OF THE PIPE SHALL BE 10% IN EXCESS OF THE AMOUNT REQUIRED FOR THE PROJECT. THE EXCESS SHALL BE STORED ON SITE AND PROTECTED FROM WEATHER AND VANDALISM.
- D NOTES TO SUPPLEMENT DETAILS AND DIMENSIONS FOR PIPING AND PIPE SIZES ARE SHOWN ON DRAWINGS.

NOTES

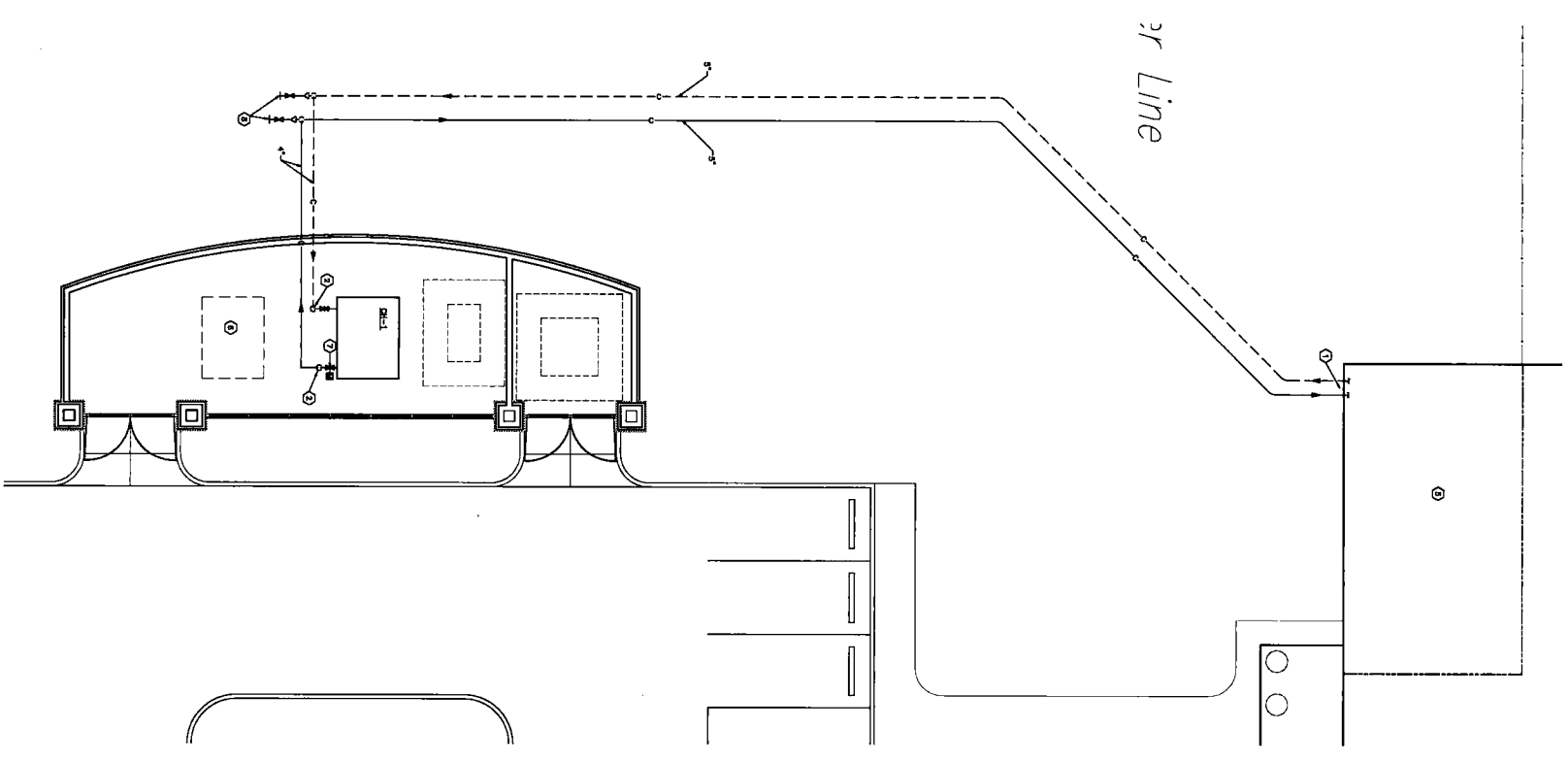
- 1 SUPPLEMENT VALVE AND CHANGE PIPING FOR FUTURE EXPANSION OF SHOWN PIPING.
- 2 EXISTING SUPPLEMENT PIPE ALONG EXISTING CEILING, AND TO TOP OF EXISTING CEILING. ALL PIPING SHALL BE INSTALLED IN ISOLATED SPACE.
- 3 SUPPLEMENT SHALL BE INSTALLED IN ISOLATED SPACE FROM THE MAIN DRAIN & TEST LINE.
- 4 PROVIDE SUFFICIENT CLEARANCE FOR MAINTENANCE OF THE MAIN DRAIN & TEST LINE.
- 5 HIGH CEILING AREA, MAINTENANCE SHALL BE AS HIGH AS POSSIBLE.
- 6 PROVIDE SUFFICIENT CLEARANCE ABOVE AND BELOW SUPPLEMENT CEILING LINE TO MAINTAIN CLEARANCE ABOVE AND BELOW SUPPLEMENT CEILING LINE.
- 7 PROVIDE SUFFICIENT CLEARANCE ABOVE AND BELOW SUPPLEMENT CEILING LINE TO MAINTAIN CLEARANCE ABOVE AND BELOW SUPPLEMENT CEILING LINE.
- 8 CONNECT THE SUPPRESSION PIPING TO FURNISHED PIPING, PROVIDED BY GC AND CONTRACT.

FIRE SUPPRESSION DESIGN NOTES

- A THE SUPPRESSION COMPARTMENT SHALL BEHIND AND BEHIND ALL OTHER COMPARTMENTS, WALLS, PARTITIONS AND VERTICAL WALLS. THE COMPARTMENT SHALL BE INSTALLED IN THE SUPPRESSION DESIGN AND APPROVAL SOURCE LIST OF COMPARTMENTS THROUGH FOR TUBES.
- B BASES FOR RISERS IS LIGHT WEIGHT OCCUPANCY EXCEPT RISERS, RISERS SHALL BE 10% IN EXCESS OF THE AMOUNT REQUIRED FOR THE PROJECT. THE EXCESS SHALL BE STORED ON SITE AND PROTECTED FROM WEATHER AND VANDALISM.
- C ANNUAL SPICE OF PIPE, COUPLER AND OTHER SMALL EQUIPMENT OF THE PIPE SHALL BE 10% IN EXCESS OF THE AMOUNT REQUIRED FOR THE PROJECT. THE EXCESS SHALL BE STORED ON SITE AND PROTECTED FROM WEATHER AND VANDALISM.
- D PROVIDE SUFFICIENT CLEARANCE FOR MAINTENANCE OF THE MAIN DRAIN & TEST LINE.
- E ALL PIPING SHALL BE INSTALLED AS SHOWN, FOR PIPING NOT SHOWN SUPPLEMENT COMPARTMENTS SHALL BE INSTALLED IN THE SUPPRESSION DESIGN AND APPROVAL SOURCE LIST OF COMPARTMENTS THROUGH FOR TUBES.
- F PROVIDE SUFFICIENT CLEARANCE FOR MAINTENANCE OF THE MAIN DRAIN & TEST LINE.
- G PROVIDE SUFFICIENT CLEARANCE FOR MAINTENANCE OF THE MAIN DRAIN & TEST LINE.
- H PROVIDE SUFFICIENT CLEARANCE FOR MAINTENANCE OF THE MAIN DRAIN & TEST LINE.

	Chadlin/Alford Inc. 425 EAST FORTNTH STREET CINCINNATI, OHIO 45202	DATE: 7/19/07 REVISIONS:
	PROJECT: STATE PROJECT NUMBER 285-2001-104 VOICE OF AMERICA LEARNING CENTER V.O.A. PARK DRIVE WEST CHESTER, OHIO	DRAWN BY: [] CHECKED BY: [] DATE: 7/19/07

1
 SITE PLAN - HVAC

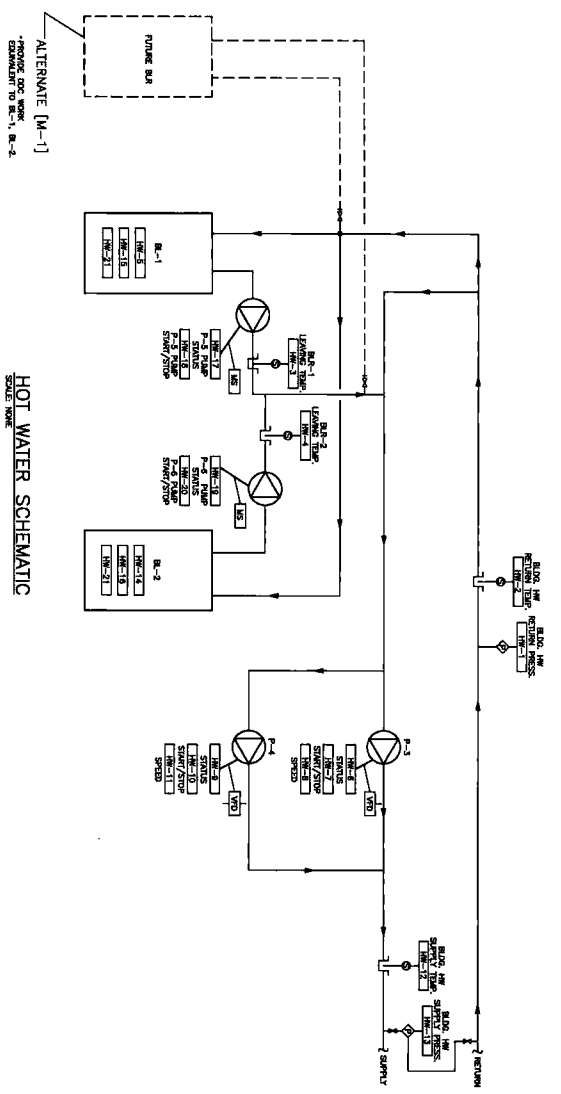


- NOTES**
- 1 CHILLED WATER PIPING FOUNDATION SHALL BELOW GRADE.
 - 2 CHILLED WATER PIPING RISERS TO ABOVE GRADE FOR CHILLER CONNECTION.
 - 3 CONDENSATE ELECTRICAL EQUIPMENT IN THIS AREA.
 - 4 REFER TO SPECIFICATION FOR DUCTILE IRON PIPING JOINT RECOMMENDATIONS.
 - 5 WATER MECHANICAL ROOM.
 - 6 FUTURE CHILLER LOCATION.
 - 7 5-CONCRETE IMPROVED WALK FOR CHILLER SOLUTION, 18" DIA. SR.
 - 8 TERMINATE AND CAP PIPING BELOW GRADE FOR FUTURE CONSTRUCTION.

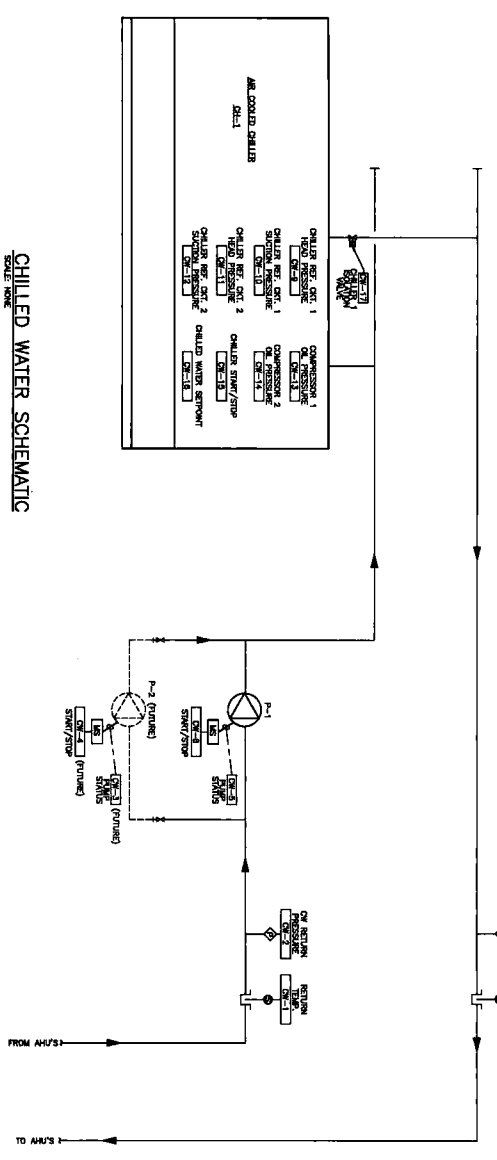
1/8" = 1'

	PREPARED BY CHAMPAIN/HAUPT, INC. ARCH/TECS OFFICE OF F.A. CONTRACTING 424 EAST TROBEN STREET, COLUMBUS, OHIO 43260
	PREPARED FOR MIAMI UNIVERSITY OFFICE OF F.A. CONTRACTING
PROJECT NO. 2060832	PROJECT TITLE SITE PLAN - HVAC
DATE 7/9/07	DRAWN BY 887
SCALE 1/8" = 1'	SHEET NO. M101

CONTROL DIAGRAMS - HVAC



HOT WATER SCHEMATIC
 SCALE: NONE



CHILLED WATER SCHEMATIC
 SCALE: NONE

HOT WATER POINTS LIST

NUMBER	NAME	TYPE	CONTROL	MONITOR	ALARM	COMMENTS
HW-1	BLDG. INT. RETURN PRESSURE	AI		*		
HW-2	BLDG. INT. RETURN TEMPERATURE	AI		*		
HW-3	BLDG. INT. LEAVING TEMP.	AI		*		
HW-4	BLDG. INT. LEAVING TEMP.	AI		*		
HW-5	BLDG. INT. DRAIAGE	DI		*		
HW-6	PUMP P-1 START/STOP	DI		*		
HW-7	PUMP P-2 START/STOP	DI		*		
HW-8	PUMP P-3 START/STOP	DI		*		
HW-9	PUMP P-4 START/STOP	DI		*		
HW-10	PUMP P-5 START/STOP	DI		*		
HW-11	PUMP P-6 START/STOP	DI		*		
HW-12	BLDG. INT. SUPPLY TEMP.	AI		*		
HW-13	BLDG. INT. SUPPLY PRESSURE	AI		*		
HW-14	BLDG. INT. DRAIAGE	DI		*		
HW-15	BLDG. INT. DRAIAGE	DI		*		
HW-16	BLDG. INT. TROUBLE	DI		*		
HW-17	BLDG. INT. TROUBLE	DI		*		
HW-18	BLDG. INT. TROUBLE	DI		*		
HW-19	BLDG. INT. TROUBLE	DI		*		
HW-20	BLDG. INT. TROUBLE	DI		*		
HW-21	BLDG. INT. TROUBLE	DI		*		

CHILLED WATER POINTS LIST

NUMBER	NAME	TYPE	CONTROL	MONITOR	ALARM	COMMENTS
CP-1	CHILLED WATER TEMPERATURE	AI		*		
CP-2	CHILLED WATER PRESSURE	AI		*		
CP-3	PUMP P-1 START/STOP	DI		*		
CP-4	PUMP P-2 START/STOP	DI		*		
CP-5	PUMP P-3 START/STOP	DI		*		
CP-6	PUMP P-4 START/STOP	DI		*		
CP-7	PUMP P-5 START/STOP	DI		*		
CP-8	PUMP P-6 START/STOP	DI		*		
CP-9	CHILLED WATER TEMPERATURE	AI		*		
CP-10	CHILLED WATER PRESSURE	AI		*		
CP-11	CHILLED WATER TEMPERATURE	AI		*		
CP-12	CHILLED WATER PRESSURE	AI		*		
CP-13	CHILLED WATER TEMPERATURE	AI		*		
CP-14	CHILLED WATER PRESSURE	AI		*		
CP-15	CHILLED WATER TEMPERATURE	AI		*		
CP-16	CHILLED WATER PRESSURE	AI		*		
CP-17	CHILLED WATER TEMPERATURE	AI		*		

STATE OF OHIO
 DEPARTMENT OF REVENUE
 TAXPAYER IDENTIFICATION NUMBER: 87150

HEAVY ENGINEERING LLC
 451 EAST CROWN STREET
 CLEVELAND, OHIO 44115

CHAMPLIN/ARQUAT INC.
 1400 WOODLAND AVENUE
 CLEVELAND, OHIO 44115

STATE PROJECT NUMBER 285-2001-104
 VOICE OF AMERICA LEARNING CENTER
 V.O.A. PARK DRIVE
 WEST CHESTER, OHIO

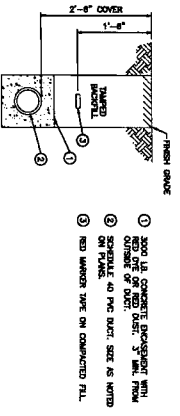
PREPARED FOR
 MIAMI UNIVERSITY
 OFFICE OF FACILITY CONSTRUCTION
 CLEVELAND, OHIO

DESIGNED BY
 CHAMPLIN/ARQUAT INC. ARCHITECTS
 451 EAST CROWN STREET
 CLEVELAND, OHIO 44115

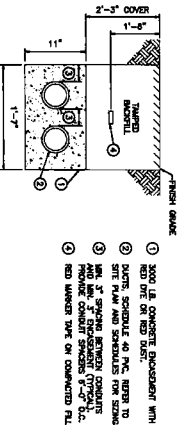
DATE: 1/8/07
 SCALE: NONE

CONTROL DIAGRAMS - HVAC
 SHEET M402

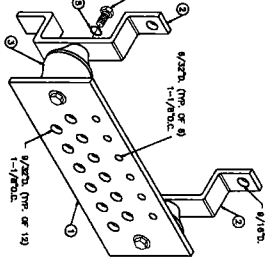
DATE: 1/8/07



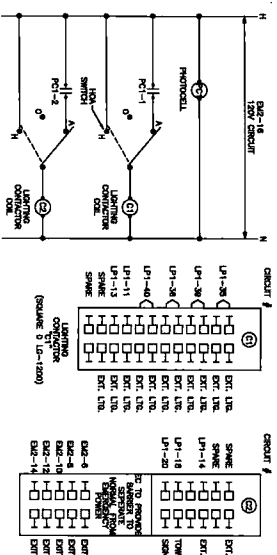
UNDERGROUND DUCT
 SCALE: NONE



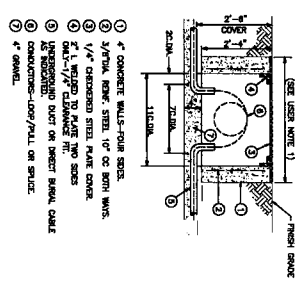
UNDERGROUND DUCTS
 SCALE: NONE



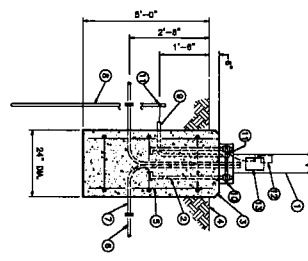
SYSTEM GROUND BAR
 SCALE: NONE



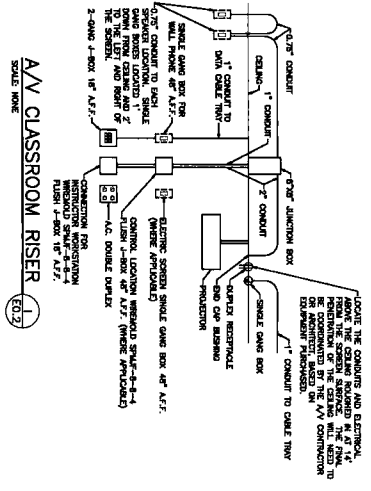
EXTERIOR LIGHTING CONTROL DETAIL
 SCALE: NONE



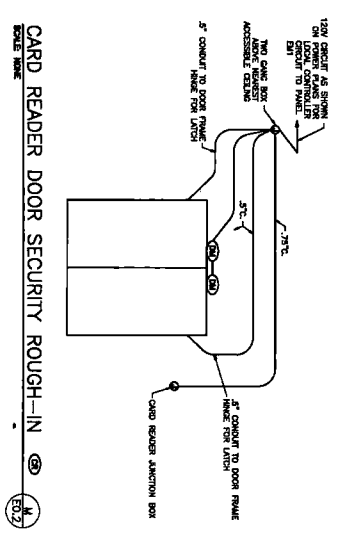
PULLBOX
 SCALE: NONE



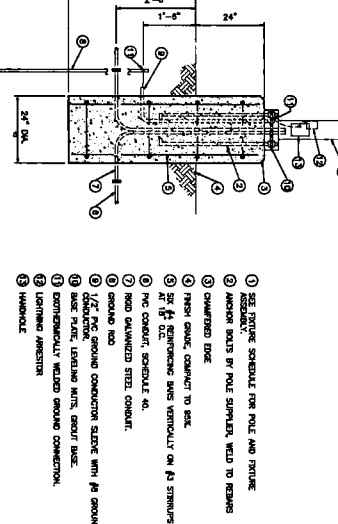
TYPE PL2 POLE BASE
 SCALE: NONE



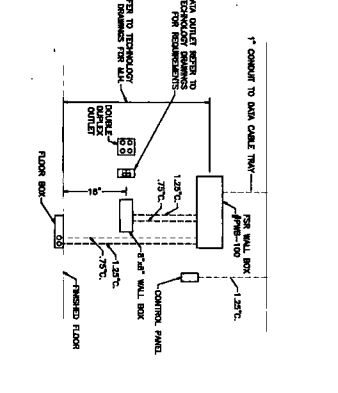
AV CLASSROOM RISER
 SCALE: NONE



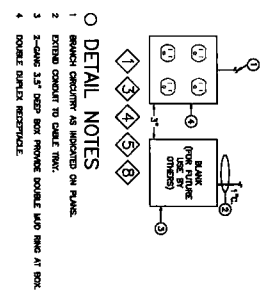
CARD READER DOOR SECURITY ROUGH-IN
 SCALE: NONE



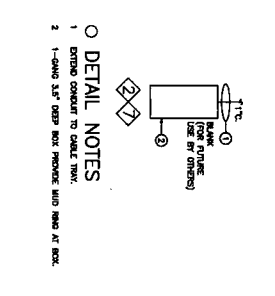
TYPE PL1 & PL3 POLE BASE
 SCALE: NONE



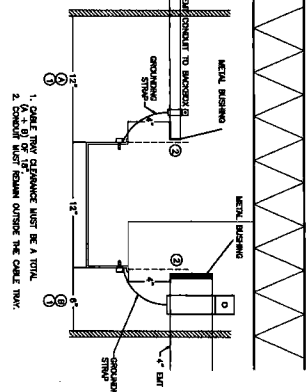
AV CONFERENCE ROOM DETAIL
 SCALE: NONE



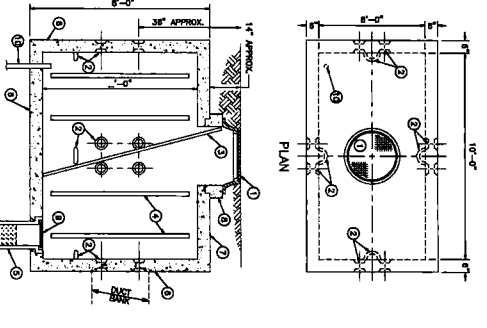
DETAIL NOTES
 SCALE: NONE



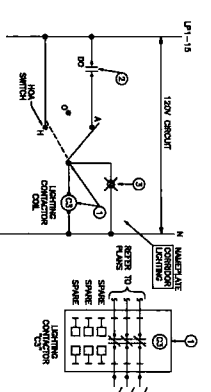
DETAIL NOTES
 SCALE: NONE



CABLE TRAY DETAIL
 SCALE: NONE



MANHOLE
 SCALE: NONE



TYPICAL CORRIDOR LIGHTING CONTROL DETAIL
 SCALE: NONE

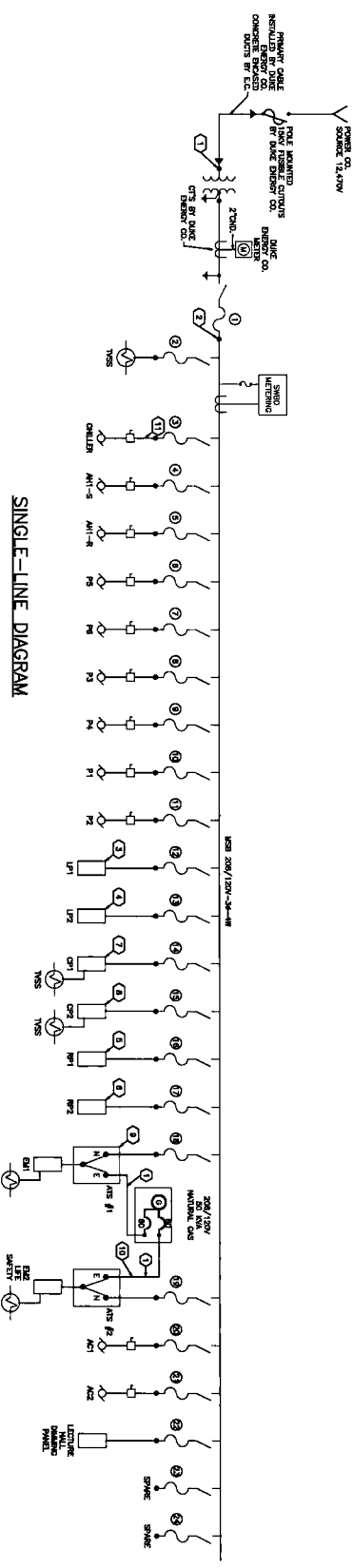
1 DETAILS - ELECTRICAL

DATE	ISSUANCES	NO.	DATE
7/26/07	SCHEMATIC DESIGN SET		
7/26/07	DESIGN DEVELOPMENT SET		
7/26/07	50% DESIGN REVIEW		
7/26/07	100% DESIGN REVIEW		
7/26/07	ISSUANCES		
PREPARED FOR: MAH UNIVERSITY OFFICE OF FACILITY CONSTRUCTION COLUMBUS, OHIO			
PREPARED BY: HEAVY ENGINEERING LLC 424 EAST TROBRIK STREET COLUMBUS, OHIO 43202			
SCALE: NONE	DATE: 7/26/07	BY: NIK	CHECK: NIK
DRAWING TITLE: DETAILS - ELECTRICAL		SHEET NO: E002	

FAULT CURRENT SCHEDULE

NO.	DESCRIPTION	AVAILABLE SHORT CIRCUIT MVA	REMARKS
1	UTILITY	24110	
2	108	10000	
3	L1	10000	
4	L2	5000	
5	M1	10000	
6	M2	5000	
7	C1	10000	
8	C2	5000	
9	A1S1	10000	
10	A1S2	10000	
11	CHILLER	14000	

NOTES
 1. SEE TO PROVIDE 4-4.4 AMP, 60 AMP IN 1.1" CONDUIT
 EMERGENCY POWER



MAIN SWITCHBOARD "MSB"

DATE: 08/20/2007 10:00 AM
 PROJECT: STATE OF AMERICA LEARNING CENTER
 DRAWING NO: E003

NO.	DESCRIPTION	AMPERES	VOLTS	PHASES	WIRE SIZE	CONDUIT SIZE
1	UTILITY	24110	480	3	4/0	4.5
2	108	10000	480	3	4/0	4.5
3	L1	10000	480	3	4/0	4.5
4	L2	5000	480	3	4/0	4.5
5	M1	10000	480	3	4/0	4.5
6	M2	5000	480	3	4/0	4.5
7	C1	10000	480	3	4/0	4.5
8	C2	5000	480	3	4/0	4.5
9	A1S1	10000	480	3	4/0	4.5
10	A1S2	10000	480	3	4/0	4.5
11	CHILLER	14000	120	3	4/0	4.5

SINGLE-LINE DIAGRAM AND SCHEDULES - ELECTRICAL

1/2" = 1'

REVISIONS

NO.	DATE	DESCRIPTION
1	1/9/07	SCHEMATIC DESIGN SET
2	3/19/07	DESIGN DEVELOPMENT SET
3	5/14/07	ONE OWNER REVIEW
4	6/14/07	TWO OWNER REVIEW
5	7/26/07	REV. DOCUMENTS

PROJECT INFORMATION


STATE OF AMERICA LEARNING CENTER
 V.O.A. PARK DRIVE
 WEST CHESTER, OHIO

DESIGNED BY: CHAMBERLAIN/UNIVERSITY ARCHITECTS
 104 EAST PAPER STREET
 CLEVELAND, OHIO 44102

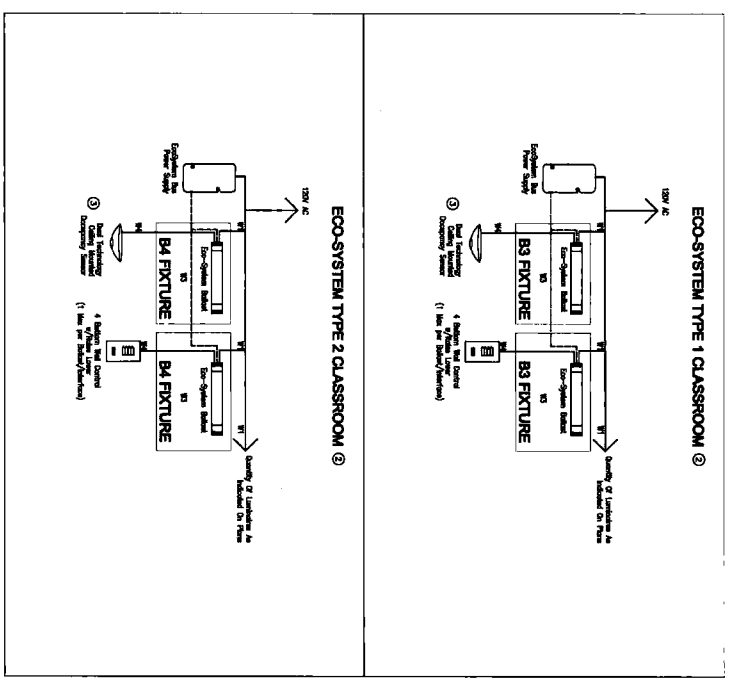
DRAWN BY: HEAVY ENGINEERING LLC
 104 EAST PAPER STREET
 CLEVELAND, OHIO 44102

CHECKED BY: HEAVY ENGINEERING LLC
 104 EAST PAPER STREET
 CLEVELAND, OHIO 44102

DATE: 8/20/07



1
 EXH LIGHTING CONTROL - ELECTRICAL



WIRING LEGEND

- 1. WIRE SIZE SHALL BE AS SHOWN ON THE WIRING SCHEDULE.
- 2. WIRE SHALL BE TYPE THHN OR THWN.
- 3. WIRE SHALL BE INSTALLED IN RIGID CONDUIT.
- 4. WIRE SHALL BE INSTALLED IN ACCORDANCE WITH THE NATIONAL ELECTRICAL CODE.
- 5. WIRE SHALL BE INSTALLED IN ACCORDANCE WITH THE MANUFACTURER'S INSTRUCTIONS.

GENERAL NOTES

1. PROVIDE QUANTITY OF EACH MATERIAL AND/OR SERVICE AS SHOWN ON THE DRAWINGS. THE QUANTITY OF EACH MATERIAL AND/OR SERVICE SHALL BE AS SHOWN ON THE DRAWINGS.
2. PROVIDE QUANTITY OF EACH MATERIAL AND/OR SERVICE AS SHOWN ON THE DRAWINGS. THE QUANTITY OF EACH MATERIAL AND/OR SERVICE SHALL BE AS SHOWN ON THE DRAWINGS.
3. PROVIDE QUANTITY OF EACH MATERIAL AND/OR SERVICE AS SHOWN ON THE DRAWINGS. THE QUANTITY OF EACH MATERIAL AND/OR SERVICE SHALL BE AS SHOWN ON THE DRAWINGS.

DETAIL NOTES

1. PROVIDE QUANTITY OF EACH MATERIAL AND/OR SERVICE AS SHOWN ON THE DRAWINGS. THE QUANTITY OF EACH MATERIAL AND/OR SERVICE SHALL BE AS SHOWN ON THE DRAWINGS.
2. PROVIDE QUANTITY OF EACH MATERIAL AND/OR SERVICE AS SHOWN ON THE DRAWINGS. THE QUANTITY OF EACH MATERIAL AND/OR SERVICE SHALL BE AS SHOWN ON THE DRAWINGS.
3. PROVIDE QUANTITY OF EACH MATERIAL AND/OR SERVICE AS SHOWN ON THE DRAWINGS. THE QUANTITY OF EACH MATERIAL AND/OR SERVICE SHALL BE AS SHOWN ON THE DRAWINGS.

LIGHTING CONTROL PANEL ROOM 116
BRANCH CIRCUIT SCHEDULE

CONNECTED LOAD: 4.4 kVA
 DEMAND LOAD: 4.4 kVA (11 A)
 2007/12/04-SM-48

ZONE	ZONE/CIRCUIT	GEAR DESCRIPTION	LOAD TYPE	CONNECTED LOAD (KW)
A	DM-1	FLUORESCENT-SEC SPEC 28 51 13	100W/4	
B	DM-2	FLUORESCENT-SEC SPEC 28 51 13	100W/4	
C	DM-3	FLUORESCENT-SEC SPEC 28 51 13	100W/4	
D	DM-4	FLUORESCENT-SEC SPEC 28 51 13	100W/4	
E	DM-5	FLUORESCENT-SEC SPEC 28 51 13	100W/4	
F	DM-6 (DM-7)	FLUORESCENT-SEC SPEC 28 51 13	100W/4	

ZONE F - PANELS SERVED BY DISCONNECT CIRCUIT AND NOT SHOWN, ASSUMED TO BE IN THE DISCONNECTS WITH LOSS OF NORMAL POWER.

Change/Request Log

NO.	DATE	ISSUANCE	NO.	DATE	REVISIONS
1	1/2/07	ISSUANCE			
2	1/9/07	DESIGN DEVELOPMENT SET			
3	3/14/07	ISSUE OWNER REVIEW			
4	6/14/07	ISSUE OWNER REVIEW			
5	7/08/07	ISSUE DOCUMENTS			

HEAVY ENGINEERING LLC
 425 EAST TOWN STREET
 CINCINNATI, OHIO 45202

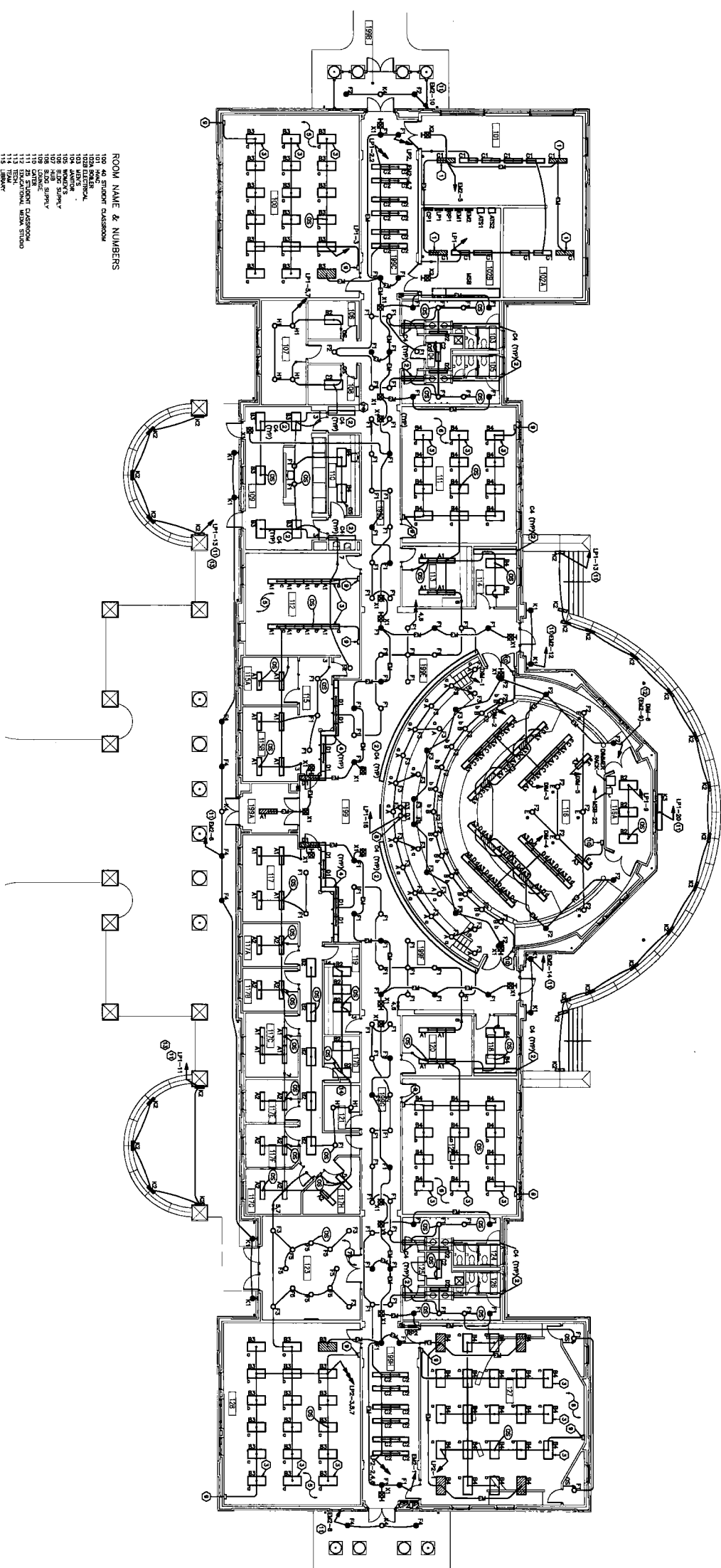
CHAMPLAIN/AUSTY, INC. ARCHITECTS
 425 EAST TOWN STREET
 CINCINNATI, OHIO 45202

MIAMI UNIVERSITY
 OFFICE OF FACILITY CONTRACTING
 425 EAST TOWN STREET
 CINCINNATI, OHIO 45202

STATE OF AMERICA LEARNING CENTER
 V.O.A. PARK DRIVE
 WEST CHESTER, OHIO

PROJECT NO. 2060632
 SHEET NO. E004
 DATE: 1/2/07

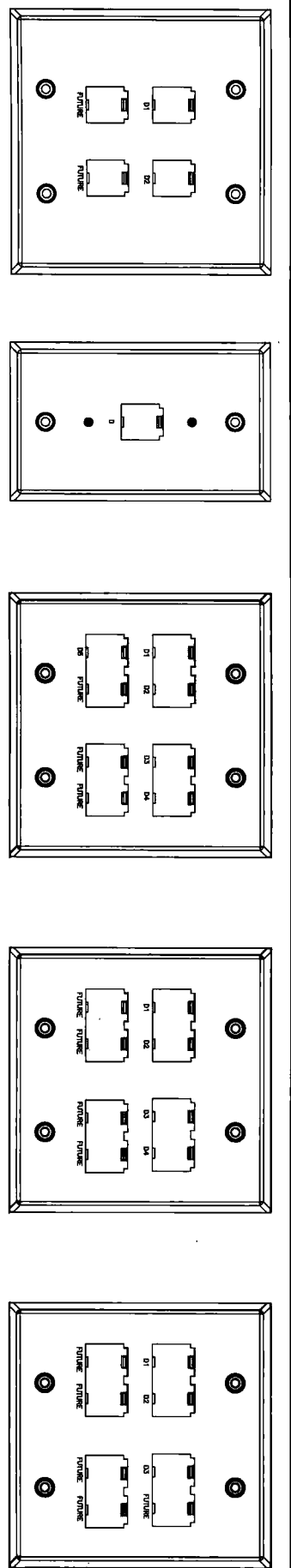
1 LIGHTING FLOOR PLAN - ELECTRICAL



- ROOM NAME & NUMBERS
- 101. MAINT. OFFICE
 - 102. MAINT. OFFICE
 - 103. MAINT. OFFICE
 - 104. MAINT. OFFICE
 - 105. MAINT. OFFICE
 - 106. MAINT. OFFICE
 - 107. MAINT. OFFICE
 - 108. MAINT. OFFICE
 - 109. MAINT. OFFICE
 - 110. MAINT. OFFICE
 - 111. MAINT. OFFICE
 - 112. MAINT. OFFICE
 - 113. MAINT. OFFICE
 - 114. MAINT. OFFICE
 - 115. MAINT. OFFICE
 - 116. MAINT. OFFICE
 - 117. MAINT. OFFICE
 - 118. MAINT. OFFICE
 - 119. MAINT. OFFICE
 - 120. MAINT. OFFICE
 - 121. MAINT. OFFICE
 - 122. MAINT. OFFICE
 - 123. MAINT. OFFICE
 - 124. MAINT. OFFICE
 - 125. MAINT. OFFICE
 - 126. MAINT. OFFICE
 - 127. MAINT. OFFICE
 - 128. MAINT. OFFICE
 - 129. MAINT. OFFICE
 - 130. MAINT. OFFICE
 - 131. MAINT. OFFICE
 - 132. MAINT. OFFICE
 - 133. MAINT. OFFICE
 - 134. MAINT. OFFICE
 - 135. MAINT. OFFICE
 - 136. MAINT. OFFICE
 - 137. MAINT. OFFICE
 - 138. MAINT. OFFICE
 - 139. MAINT. OFFICE
 - 140. MAINT. OFFICE
 - 141. MAINT. OFFICE
 - 142. MAINT. OFFICE
 - 143. MAINT. OFFICE
 - 144. MAINT. OFFICE
 - 145. MAINT. OFFICE
 - 146. MAINT. OFFICE
 - 147. MAINT. OFFICE
 - 148. MAINT. OFFICE
 - 149. MAINT. OFFICE
 - 150. MAINT. OFFICE

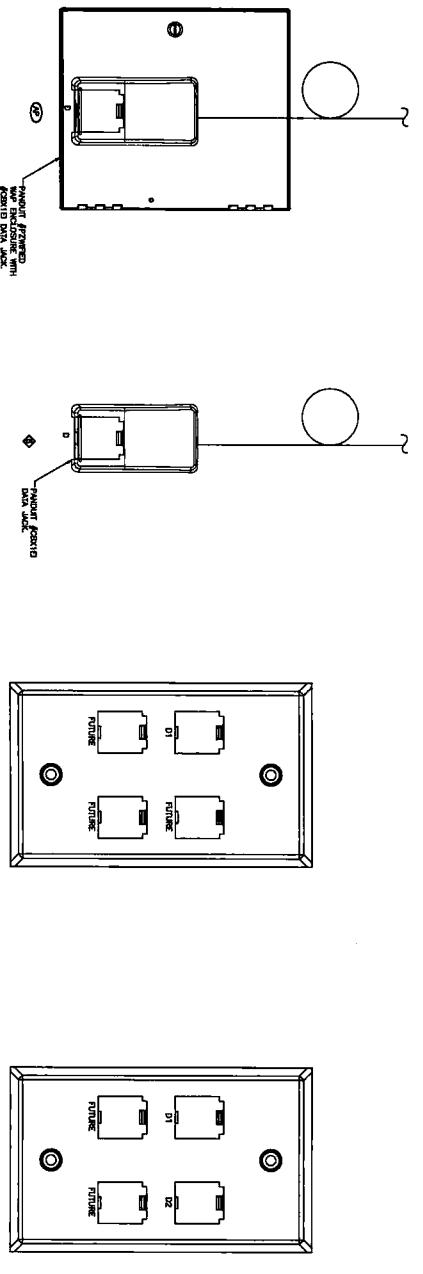
- NOTES
1. PROVIDE FLOOR WITH EMERGENCY EXITWAY MARK.
 2. PROVIDE FLOOR WITH EMERGENCY EXITWAY MARK.
 3. PROVIDE FLOOR WITH EMERGENCY EXITWAY MARK.
 4. PROVIDE FLOOR WITH EMERGENCY EXITWAY MARK.
 5. PROVIDE FLOOR WITH EMERGENCY EXITWAY MARK.
 6. PROVIDE FLOOR WITH EMERGENCY EXITWAY MARK.
 7. PROVIDE FLOOR WITH EMERGENCY EXITWAY MARK.
 8. PROVIDE FLOOR WITH EMERGENCY EXITWAY MARK.
 9. PROVIDE FLOOR WITH EMERGENCY EXITWAY MARK.
 10. PROVIDE FLOOR WITH EMERGENCY EXITWAY MARK.
 11. PROVIDE FLOOR WITH EMERGENCY EXITWAY MARK.
 12. PROVIDE FLOOR WITH EMERGENCY EXITWAY MARK.
 13. PROVIDE FLOOR WITH EMERGENCY EXITWAY MARK.
 14. PROVIDE FLOOR WITH EMERGENCY EXITWAY MARK.

HEAVY ENGINEERING 425 EAST TROBRIDGE STREET CINCINNATI, OHIO 45202 (513) 224-0861	
PREPARED FOR MIAMI UNIVERSITY OFFICE OF FACILITY CONSTRUCTION CINCINNATI, OHIO	DESIGNED BY CHAMPLAIN/ALPERT, INC. ARCHITECTS 425 EAST TROBRIDGE STREET CINCINNATI, OHIO 45202
PROJECT NO. 285-2001-104	SHEET NO. E201
DATE 7/15/07	SCALE 3/8" = 1'



OUTLET LABELING

QUANTITY OF DATA OR POWER OUTLET IS ONE DATA OR POWER OUTLET PER 100 SQ. FT. OF FLOOR AREA. ALL DATA OR POWER OUTLETS SHALL BE INSTALLED IN ACCORDANCE WITH THE REQUIREMENTS OF THE COMMUNICATIONS AND POWER DISTRIBUTION CODES. VERIFY ALL ROOM NUMBERS WITH THE ARCHITECTURAL PLAN TO PREVENT THE OCCURRENCE OF THE FOLLOWING SCHEDULE:



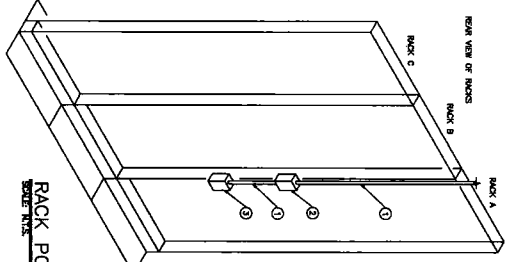
TECH OUTLET DETAILS

○ COPPER/FIBER RISER NOTES

1. VOICE ISSUES SPACE CASE
2. VOICE ISSUES TERMINATION BLOCK
3. VOICE ISSUES TERMINATION BLOCK
4. VOICE ISSUES TERMINATION BLOCK
5. NET CABLE
6. FIBER CABLE
7. CARRIER BY CARRIER
8. FIBER TERMINATION PANEL

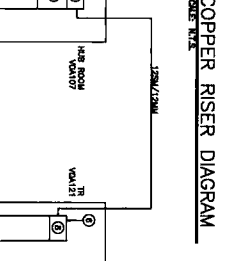
○ GROUNDING RISER NOTES

1. TELECOMMUNICATIONS MAIN GROUND BAR (TMB)
2. TELECOMMUNICATIONS GROUND BAR (TGB)
3. PROVIDE SEPARATE GROUNDING FOR TELECOMMUNICATIONS (TMB) TO THE MAIN GROUND BAR (TMB) IN THE COMMUNICATIONS RACK ROOM.
4. SEND TO VOICE ISSUES TERMINATION PANELS
5. SEND TO VOICE ISSUES TERMINATION PANELS
6. SEND TO VOICE ISSUES TERMINATION PANELS
7. SEND TO LOCAL BUILDING STEEL

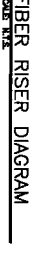


○ RACK POWER DETAIL NOTES


1. POWER CONDUIT
2. PROVIDE SEPARATE POWER CONDUIT FOR TELECOMMUNICATIONS (TMB) TO THE MAIN GROUND BAR (TMB) IN THE COMMUNICATIONS RACK ROOM.
3. PROVIDE SEPARATE POWER CONDUIT FOR TELECOMMUNICATIONS (TMB) TO THE MAIN GROUND BAR (TMB) IN THE COMMUNICATIONS RACK ROOM.



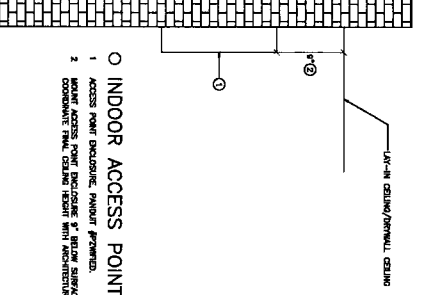
COPPER RISER DIAGRAM



FIBER RISER DIAGRAM

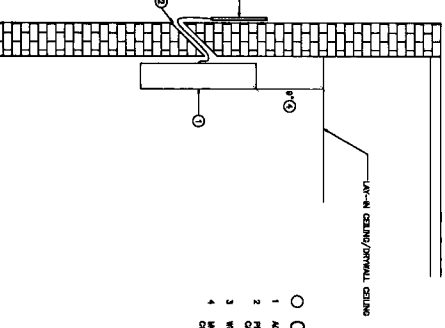


GROUNDING RISER DIAGRAM



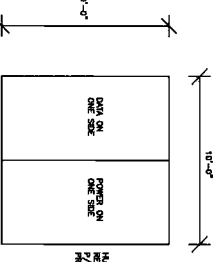
○ INDOOR ACCESS POINT DETAIL

1. ACCESS POINT ENCLOSURE, MOUNTED PERMITTED
2. MOUNT ACCESS POINT ENCLOSURE & WIRELESS ANTENNA TO WALL. CONDUIT SHALL BE INSTALLED WITH ANTENNA. 1" DIA.



○ OUTDOOR ACCESS POINT DETAIL

1. ACCESS POINT ENCLOSURE, MOUNTED PERMITTED
2. MOUNT ACCESS POINT ENCLOSURE & WIRELESS ANTENNA TO WALL. CONDUIT SHALL BE INSTALLED WITH ANTENNA. 1" DIA.



FLOOR BOX DETAIL

GENERAL NOTES (APPLIES TO ALL SHEETS)

1. ALL SERVICES/UTILITIES IN CLASSROOMS, AUDITORIUM & CONFERENCE ROOMS SHALL BE INSTALLED IN ACCORDANCE WITH THE REQUIREMENTS OF THE COMMUNICATIONS AND POWER DISTRIBUTION CODES.

GENERAL NOTES

1. OUTLET AND EQUIPMENT LOCATIONS ARE SHOWN FOR GENERAL PURPOSES ONLY. VERIFY ALL ROOM NUMBERS WITH THE ARCHITECTURAL PLAN TO PREVENT THE OCCURRENCE OF THE FOLLOWING SCHEDULE:

LEGEND

- 1. ELECTRICAL CONTRACTOR
- 2. COMMUNICATIONS CONTRACTOR
- 3. MECHANICAL CONTRACTOR
- 4. PLUMBING CONTRACTOR
- 5. FIRE PROTECTION CONTRACTOR
- 6. SECURITY CONTRACTOR
- 7. ACCESS POINT ENCLOSURE, MOUNTED PERMITTED
- 8. MOUNT ACCESS POINT ENCLOSURE & WIRELESS ANTENNA TO WALL. CONDUIT SHALL BE INSTALLED WITH ANTENNA. 1" DIA.
- 9. ACCESS POINT ENCLOSURE, MOUNTED PERMITTED
- 10. MOUNT ACCESS POINT ENCLOSURE & WIRELESS ANTENNA TO WALL. CONDUIT SHALL BE INSTALLED WITH ANTENNA. 1" DIA.
- 11. ACCESS POINT ENCLOSURE, MOUNTED PERMITTED
- 12. MOUNT ACCESS POINT ENCLOSURE & WIRELESS ANTENNA TO WALL. CONDUIT SHALL BE INSTALLED WITH ANTENNA. 1" DIA.
- 13. ACCESS POINT ENCLOSURE, MOUNTED PERMITTED
- 14. MOUNT ACCESS POINT ENCLOSURE & WIRELESS ANTENNA TO WALL. CONDUIT SHALL BE INSTALLED WITH ANTENNA. 1" DIA.
- 15. ACCESS POINT ENCLOSURE, MOUNTED PERMITTED
- 16. MOUNT ACCESS POINT ENCLOSURE & WIRELESS ANTENNA TO WALL. CONDUIT SHALL BE INSTALLED WITH ANTENNA. 1" DIA.
- 17. ACCESS POINT ENCLOSURE, MOUNTED PERMITTED
- 18. MOUNT ACCESS POINT ENCLOSURE & WIRELESS ANTENNA TO WALL. CONDUIT SHALL BE INSTALLED WITH ANTENNA. 1" DIA.
- 19. ACCESS POINT ENCLOSURE, MOUNTED PERMITTED
- 20. MOUNT ACCESS POINT ENCLOSURE & WIRELESS ANTENNA TO WALL. CONDUIT SHALL BE INSTALLED WITH ANTENNA. 1" DIA.
- 21. ACCESS POINT ENCLOSURE, MOUNTED PERMITTED
- 22. MOUNT ACCESS POINT ENCLOSURE & WIRELESS ANTENNA TO WALL. CONDUIT SHALL BE INSTALLED WITH ANTENNA. 1" DIA.
- 23. ACCESS POINT ENCLOSURE, MOUNTED PERMITTED
- 24. MOUNT ACCESS POINT ENCLOSURE & WIRELESS ANTENNA TO WALL. CONDUIT SHALL BE INSTALLED WITH ANTENNA. 1" DIA.
- 25. ACCESS POINT ENCLOSURE, MOUNTED PERMITTED
- 26. MOUNT ACCESS POINT ENCLOSURE & WIRELESS ANTENNA TO WALL. CONDUIT SHALL BE INSTALLED WITH ANTENNA. 1" DIA.
- 27. ACCESS POINT ENCLOSURE, MOUNTED PERMITTED
- 28. MOUNT ACCESS POINT ENCLOSURE & WIRELESS ANTENNA TO WALL. CONDUIT SHALL BE INSTALLED WITH ANTENNA. 1" DIA.
- 29. ACCESS POINT ENCLOSURE, MOUNTED PERMITTED
- 30. MOUNT ACCESS POINT ENCLOSURE & WIRELESS ANTENNA TO WALL. CONDUIT SHALL BE INSTALLED WITH ANTENNA. 1" DIA.
- 31. ACCESS POINT ENCLOSURE, MOUNTED PERMITTED
- 32. MOUNT ACCESS POINT ENCLOSURE & WIRELESS ANTENNA TO WALL. CONDUIT SHALL BE INSTALLED WITH ANTENNA. 1" DIA.
- 33. ACCESS POINT ENCLOSURE, MOUNTED PERMITTED
- 34. MOUNT ACCESS POINT ENCLOSURE & WIRELESS ANTENNA TO WALL. CONDUIT SHALL BE INSTALLED WITH ANTENNA. 1" DIA.
- 35. ACCESS POINT ENCLOSURE, MOUNTED PERMITTED
- 36. MOUNT ACCESS POINT ENCLOSURE & WIRELESS ANTENNA TO WALL. CONDUIT SHALL BE INSTALLED WITH ANTENNA. 1" DIA.
- 37. ACCESS POINT ENCLOSURE, MOUNTED PERMITTED
- 38. MOUNT ACCESS POINT ENCLOSURE & WIRELESS ANTENNA TO WALL. CONDUIT SHALL BE INSTALLED WITH ANTENNA. 1" DIA.
- 39. ACCESS POINT ENCLOSURE, MOUNTED PERMITTED
- 40. MOUNT ACCESS POINT ENCLOSURE & WIRELESS ANTENNA TO WALL. CONDUIT SHALL BE INSTALLED WITH ANTENNA. 1" DIA.
- 41. ACCESS POINT ENCLOSURE, MOUNTED PERMITTED
- 42. MOUNT ACCESS POINT ENCLOSURE & WIRELESS ANTENNA TO WALL. CONDUIT SHALL BE INSTALLED WITH ANTENNA. 1" DIA.
- 43. ACCESS POINT ENCLOSURE, MOUNTED PERMITTED
- 44. MOUNT ACCESS POINT ENCLOSURE & WIRELESS ANTENNA TO WALL. CONDUIT SHALL BE INSTALLED WITH ANTENNA. 1" DIA.
- 45. ACCESS POINT ENCLOSURE, MOUNTED PERMITTED
- 46. MOUNT ACCESS POINT ENCLOSURE & WIRELESS ANTENNA TO WALL. CONDUIT SHALL BE INSTALLED WITH ANTENNA. 1" DIA.
- 47. ACCESS POINT ENCLOSURE, MOUNTED PERMITTED
- 48. MOUNT ACCESS POINT ENCLOSURE & WIRELESS ANTENNA TO WALL. CONDUIT SHALL BE INSTALLED WITH ANTENNA. 1" DIA.
- 49. ACCESS POINT ENCLOSURE, MOUNTED PERMITTED
- 50. MOUNT ACCESS POINT ENCLOSURE & WIRELESS ANTENNA TO WALL. CONDUIT SHALL BE INSTALLED WITH ANTENNA. 1" DIA.
- 51. ACCESS POINT ENCLOSURE, MOUNTED PERMITTED
- 52. MOUNT ACCESS POINT ENCLOSURE & WIRELESS ANTENNA TO WALL. CONDUIT SHALL BE INSTALLED WITH ANTENNA. 1" DIA.
- 53. ACCESS POINT ENCLOSURE, MOUNTED PERMITTED
- 54. MOUNT ACCESS POINT ENCLOSURE & WIRELESS ANTENNA TO WALL. CONDUIT SHALL BE INSTALLED WITH ANTENNA. 1" DIA.
- 55. ACCESS POINT ENCLOSURE, MOUNTED PERMITTED
- 56. MOUNT ACCESS POINT ENCLOSURE & WIRELESS ANTENNA TO WALL. CONDUIT SHALL BE INSTALLED WITH ANTENNA. 1" DIA.
- 57. ACCESS POINT ENCLOSURE, MOUNTED PERMITTED
- 58. MOUNT ACCESS POINT ENCLOSURE & WIRELESS ANTENNA TO WALL. CONDUIT SHALL BE INSTALLED WITH ANTENNA. 1" DIA.
- 59. ACCESS POINT ENCLOSURE, MOUNTED PERMITTED
- 60. MOUNT ACCESS POINT ENCLOSURE & WIRELESS ANTENNA TO WALL. CONDUIT SHALL BE INSTALLED WITH ANTENNA. 1" DIA.
- 61. ACCESS POINT ENCLOSURE, MOUNTED PERMITTED
- 62. MOUNT ACCESS POINT ENCLOSURE & WIRELESS ANTENNA TO WALL. CONDUIT SHALL BE INSTALLED WITH ANTENNA. 1" DIA.
- 63. ACCESS POINT ENCLOSURE, MOUNTED PERMITTED
- 64. MOUNT ACCESS POINT ENCLOSURE & WIRELESS ANTENNA TO WALL. CONDUIT SHALL BE INSTALLED WITH ANTENNA. 1" DIA.
- 65. ACCESS POINT ENCLOSURE, MOUNTED PERMITTED
- 66. MOUNT ACCESS POINT ENCLOSURE & WIRELESS ANTENNA TO WALL. CONDUIT SHALL BE INSTALLED WITH ANTENNA. 1" DIA.
- 67. ACCESS POINT ENCLOSURE, MOUNTED PERMITTED
- 68. MOUNT ACCESS POINT ENCLOSURE & WIRELESS ANTENNA TO WALL. CONDUIT SHALL BE INSTALLED WITH ANTENNA. 1" DIA.
- 69. ACCESS POINT ENCLOSURE, MOUNTED PERMITTED
- 70. MOUNT ACCESS POINT ENCLOSURE & WIRELESS ANTENNA TO WALL. CONDUIT SHALL BE INSTALLED WITH ANTENNA. 1" DIA.
- 71. ACCESS POINT ENCLOSURE, MOUNTED PERMITTED
- 72. MOUNT ACCESS POINT ENCLOSURE & WIRELESS ANTENNA TO WALL. CONDUIT SHALL BE INSTALLED WITH ANTENNA. 1" DIA.
- 73. ACCESS POINT ENCLOSURE, MOUNTED PERMITTED
- 74. MOUNT ACCESS POINT ENCLOSURE & WIRELESS ANTENNA TO WALL. CONDUIT SHALL BE INSTALLED WITH ANTENNA. 1" DIA.
- 75. ACCESS POINT ENCLOSURE, MOUNTED PERMITTED
- 76. MOUNT ACCESS POINT ENCLOSURE & WIRELESS ANTENNA TO WALL. CONDUIT SHALL BE INSTALLED WITH ANTENNA. 1" DIA.
- 77. ACCESS POINT ENCLOSURE, MOUNTED PERMITTED
- 78. MOUNT ACCESS POINT ENCLOSURE & WIRELESS ANTENNA TO WALL. CONDUIT SHALL BE INSTALLED WITH ANTENNA. 1" DIA.
- 79. ACCESS POINT ENCLOSURE, MOUNTED PERMITTED
- 80. MOUNT ACCESS POINT ENCLOSURE & WIRELESS ANTENNA TO WALL. CONDUIT SHALL BE INSTALLED WITH ANTENNA. 1" DIA.
- 81. ACCESS POINT ENCLOSURE, MOUNTED PERMITTED
- 82. MOUNT ACCESS POINT ENCLOSURE & WIRELESS ANTENNA TO WALL. CONDUIT SHALL BE INSTALLED WITH ANTENNA. 1" DIA.
- 83. ACCESS POINT ENCLOSURE, MOUNTED PERMITTED
- 84. MOUNT ACCESS POINT ENCLOSURE & WIRELESS ANTENNA TO WALL. CONDUIT SHALL BE INSTALLED WITH ANTENNA. 1" DIA.
- 85. ACCESS POINT ENCLOSURE, MOUNTED PERMITTED
- 86. MOUNT ACCESS POINT ENCLOSURE & WIRELESS ANTENNA TO WALL. CONDUIT SHALL BE INSTALLED WITH ANTENNA. 1" DIA.
- 87. ACCESS POINT ENCLOSURE, MOUNTED PERMITTED
- 88. MOUNT ACCESS POINT ENCLOSURE & WIRELESS ANTENNA TO WALL. CONDUIT SHALL BE INSTALLED WITH ANTENNA. 1" DIA.
- 89. ACCESS POINT ENCLOSURE, MOUNTED PERMITTED
- 90. MOUNT ACCESS POINT ENCLOSURE & WIRELESS ANTENNA TO WALL. CONDUIT SHALL BE INSTALLED WITH ANTENNA. 1" DIA.
- 91. ACCESS POINT ENCLOSURE, MOUNTED PERMITTED
- 92. MOUNT ACCESS POINT ENCLOSURE & WIRELESS ANTENNA TO WALL. CONDUIT SHALL BE INSTALLED WITH ANTENNA. 1" DIA.
- 93. ACCESS POINT ENCLOSURE, MOUNTED PERMITTED
- 94. MOUNT ACCESS POINT ENCLOSURE & WIRELESS ANTENNA TO WALL. CONDUIT SHALL BE INSTALLED WITH ANTENNA. 1" DIA.
- 95. ACCESS POINT ENCLOSURE, MOUNTED PERMITTED
- 96. MOUNT ACCESS POINT ENCLOSURE & WIRELESS ANTENNA TO WALL. CONDUIT SHALL BE INSTALLED WITH ANTENNA. 1" DIA.
- 97. ACCESS POINT ENCLOSURE, MOUNTED PERMITTED
- 98. MOUNT ACCESS POINT ENCLOSURE & WIRELESS ANTENNA TO WALL. CONDUIT SHALL BE INSTALLED WITH ANTENNA. 1" DIA.
- 99. ACCESS POINT ENCLOSURE, MOUNTED PERMITTED
- 100. MOUNT ACCESS POINT ENCLOSURE & WIRELESS ANTENNA TO WALL. CONDUIT SHALL BE INSTALLED WITH ANTENNA. 1" DIA.

TECHNOLOGY DETAILS AND LEGEND

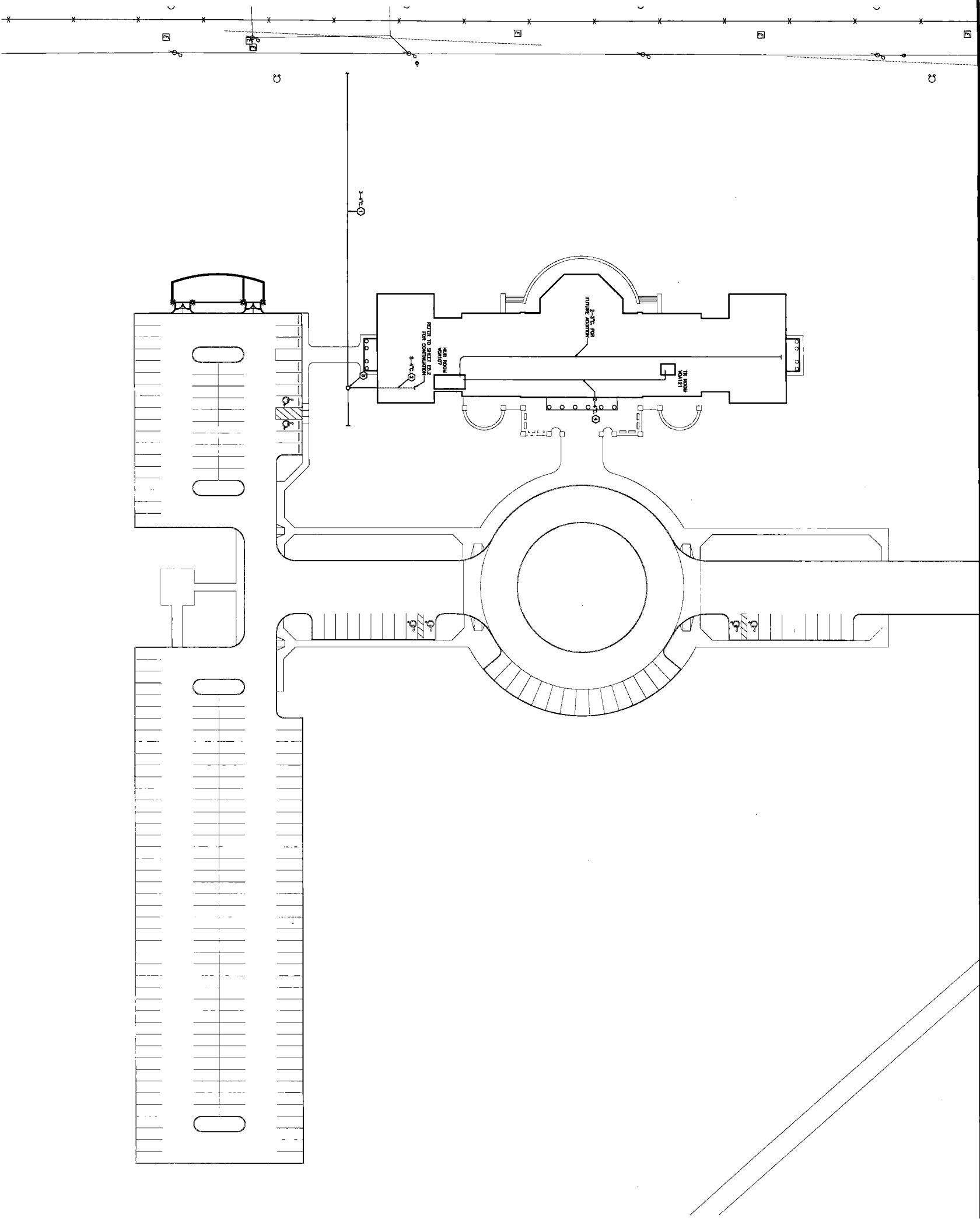
INDOOR ACCESS POINT DETAIL

OUTDOOR ACCESS POINT DETAIL

SCALE: NONE

<p>Champlin/Haupt Inc. HEAD OF ENGINEERING 425 EAST TOWN STREET COLUMBUS, OHIO 43202</p>		<p>DATE: 7/8/07 DESIGN DEVELOPMENT SET DATE: 5/14/07 DESIGN REVIEW DATE: 6/14/07 100% DOCUMENTS DATE: 7/8/07</p>	
<p>PROJECT NO. 2006032 STATE PROJECT NUMBER 285-2001-104 VOICE OF AMERICA LEARNING CENTER V.O.A. PARK DRIVE WEST CHESTER, OHIO</p>		<p>PREPARED FOR: MIAMI UNIVERSITY OFFICE OF CONTRACTING 100 UNIVERSITY DRIVE OXFORD, OHIO 45056</p>	
<p>DESIGNED BY: CHAMPLIN/HAUPT, INC. ARCHITECTS 425 EAST TOWN STREET COLUMBUS, OHIO 43202</p>		<p>DATE: 7/8/07</p>	
<p>PROJECT NO. 2006032 STATE PROJECT NUMBER 285-2001-104 VOICE OF AMERICA LEARNING CENTER V.O.A. PARK DRIVE WEST CHESTER, OHIO</p>		<p>DATE: 7/8/07</p>	

TECHNOLOGY SITE PLAN



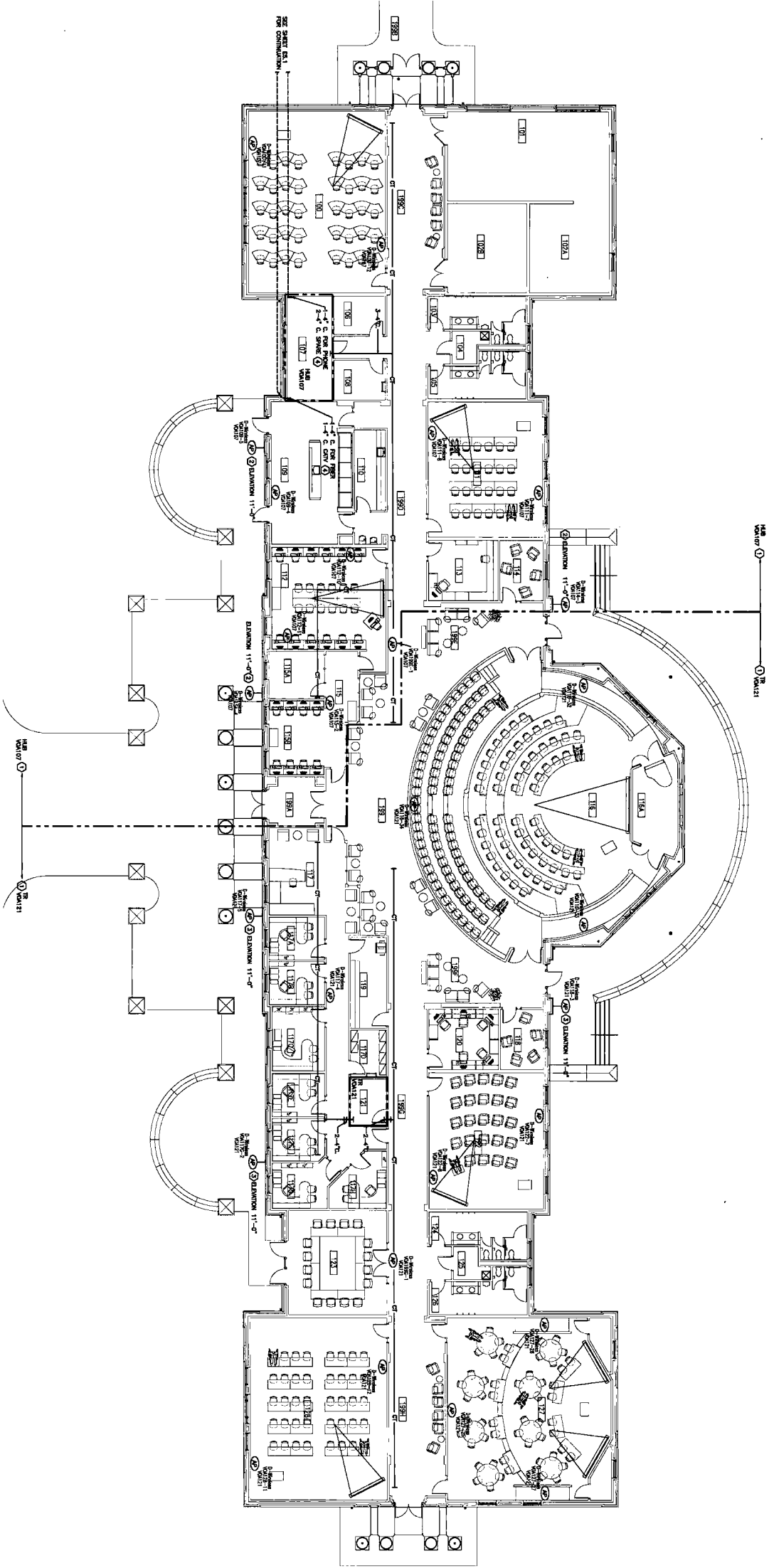
- NOTES**
1. REFER TO CONTRACT TO PROVIDE 2-1/2" CONDUIT FOR TELEPHONE, 1-1/2" FOR DATA, AND 2-1/2" CONDUIT FOR 120V/208V/240V SERVICE.
 2. REFER TO CONTRACT TO PROVIDE 2-1/2" CONDUIT FOR TELEPHONE, 1-1/2" FOR DATA, AND 2-1/2" CONDUIT FOR 120V/208V/240V SERVICE.
 3. REFER TO MANUFACTURER'S SPECIFICATIONS FOR MORE INFORMATION.
 4. INSTALL BONDING FROM MAIN 1" BONDING.

SCALE: 1" = 30'-0"



<p>Heavy Engineering LLC MECHANICAL ELECTRICAL COMMISSIONING TECHNOLOGY</p>		<p>DATE: 7/05/07 NO. OF SHEETS: 1 NO. OF PAGES: 1</p>	
<p>PROJECTED FOR: MAHARISHI UNIVERSITY OFFICE OF ARCHITECTURE 424 EAST 120TH STREET CLEVELAND, OHIO 44115</p>		<p>DATE: 7/05/07 NO. OF SHEETS: 1 NO. OF PAGES: 1</p>	
<p>DESIGNED BY: CHAMP/HAIGHT, INC. ARCHITECTS 424 EAST 120TH STREET CLEVELAND, OHIO 44115</p>		<p>DATE: 7/05/07 NO. OF SHEETS: 1 NO. OF PAGES: 1</p>	
<p>STATE PROJECT NUMBER 285-2001-104 V.O.A. PARK DRIVE WEST CHESTER, OHIO</p>		<p>DATE: 7/05/07 NO. OF SHEETS: 1 NO. OF PAGES: 1</p>	
<p>PROJECT TITLE: TECHNOLOGY SITE PLAN</p>		<p>DATE: 7/05/07 NO. OF SHEETS: 1 NO. OF PAGES: 1</p>	
<p>PROJECT NO. 2106A32</p>		<p>DATE: 7/05/07 NO. OF SHEETS: 1 NO. OF PAGES: 1</p>	

TECHNOLOGY ACCESS POINTS PLAN



- ROOM NAME & NUMBERS
- 100 100 STUDENT CLASSROOM
 - 101 101 STUDENT CLASSROOM
 - 102 102 STUDENT CLASSROOM
 - 103 103 STUDENT CLASSROOM
 - 104 104 STUDENT CLASSROOM
 - 105 105 STUDENT CLASSROOM
 - 106 106 STUDENT CLASSROOM
 - 107 107 STUDENT CLASSROOM
 - 108 108 STUDENT CLASSROOM
 - 109 109 STUDENT CLASSROOM
 - 110 110 STUDENT CLASSROOM
 - 111 111 STUDENT CLASSROOM
 - 112 112 STUDENT CLASSROOM
 - 113 113 STUDENT CLASSROOM
 - 114 114 STUDENT CLASSROOM
 - 115 115 STUDENT CLASSROOM
 - 116 116 STUDENT CLASSROOM
 - 117 117 STUDENT CLASSROOM
 - 118 118 STUDENT CLASSROOM
 - 119 119 STUDENT CLASSROOM
 - 120 120 STUDENT CLASSROOM
 - 121 121 STUDENT CLASSROOM
 - 122 122 STUDENT CLASSROOM
 - 123 123 STUDENT CLASSROOM
 - 124 124 STUDENT CLASSROOM
 - 125 125 STUDENT CLASSROOM
 - 126 126 STUDENT CLASSROOM
 - 127 127 STUDENT CLASSROOM
 - 128 128 STUDENT CLASSROOM
 - 129 129 STUDENT CLASSROOM
 - 130 130 STUDENT CLASSROOM
 - 131 131 STUDENT CLASSROOM
 - 132 132 STUDENT CLASSROOM
 - 133 133 STUDENT CLASSROOM
 - 134 134 STUDENT CLASSROOM
 - 135 135 STUDENT CLASSROOM
 - 136 136 STUDENT CLASSROOM
 - 137 137 STUDENT CLASSROOM
 - 138 138 STUDENT CLASSROOM
 - 139 139 STUDENT CLASSROOM
 - 140 140 STUDENT CLASSROOM
 - 141 141 STUDENT CLASSROOM
 - 142 142 STUDENT CLASSROOM
 - 143 143 STUDENT CLASSROOM
 - 144 144 STUDENT CLASSROOM
 - 145 145 STUDENT CLASSROOM
 - 146 146 STUDENT CLASSROOM
 - 147 147 STUDENT CLASSROOM
 - 148 148 STUDENT CLASSROOM
 - 149 149 STUDENT CLASSROOM
 - 150 150 STUDENT CLASSROOM
 - 151 151 STUDENT CLASSROOM
 - 152 152 STUDENT CLASSROOM
 - 153 153 STUDENT CLASSROOM
 - 154 154 STUDENT CLASSROOM
 - 155 155 STUDENT CLASSROOM
 - 156 156 STUDENT CLASSROOM
 - 157 157 STUDENT CLASSROOM
 - 158 158 STUDENT CLASSROOM
 - 159 159 STUDENT CLASSROOM
 - 160 160 STUDENT CLASSROOM
 - 161 161 STUDENT CLASSROOM
 - 162 162 STUDENT CLASSROOM
 - 163 163 STUDENT CLASSROOM
 - 164 164 STUDENT CLASSROOM
 - 165 165 STUDENT CLASSROOM
 - 166 166 STUDENT CLASSROOM
 - 167 167 STUDENT CLASSROOM
 - 168 168 STUDENT CLASSROOM
 - 169 169 STUDENT CLASSROOM
 - 170 170 STUDENT CLASSROOM
 - 171 171 STUDENT CLASSROOM
 - 172 172 STUDENT CLASSROOM
 - 173 173 STUDENT CLASSROOM
 - 174 174 STUDENT CLASSROOM
 - 175 175 STUDENT CLASSROOM
 - 176 176 STUDENT CLASSROOM
 - 177 177 STUDENT CLASSROOM
 - 178 178 STUDENT CLASSROOM
 - 179 179 STUDENT CLASSROOM
 - 180 180 STUDENT CLASSROOM
 - 181 181 STUDENT CLASSROOM
 - 182 182 STUDENT CLASSROOM
 - 183 183 STUDENT CLASSROOM
 - 184 184 STUDENT CLASSROOM
 - 185 185 STUDENT CLASSROOM
 - 186 186 STUDENT CLASSROOM
 - 187 187 STUDENT CLASSROOM
 - 188 188 STUDENT CLASSROOM
 - 189 189 STUDENT CLASSROOM
 - 190 190 STUDENT CLASSROOM
 - 191 191 STUDENT CLASSROOM
 - 192 192 STUDENT CLASSROOM
 - 193 193 STUDENT CLASSROOM
 - 194 194 STUDENT CLASSROOM
 - 195 195 STUDENT CLASSROOM
 - 196 196 STUDENT CLASSROOM
 - 197 197 STUDENT CLASSROOM
 - 198 198 STUDENT CLASSROOM
 - 199 199 STUDENT CLASSROOM
 - 200 200 STUDENT CLASSROOM

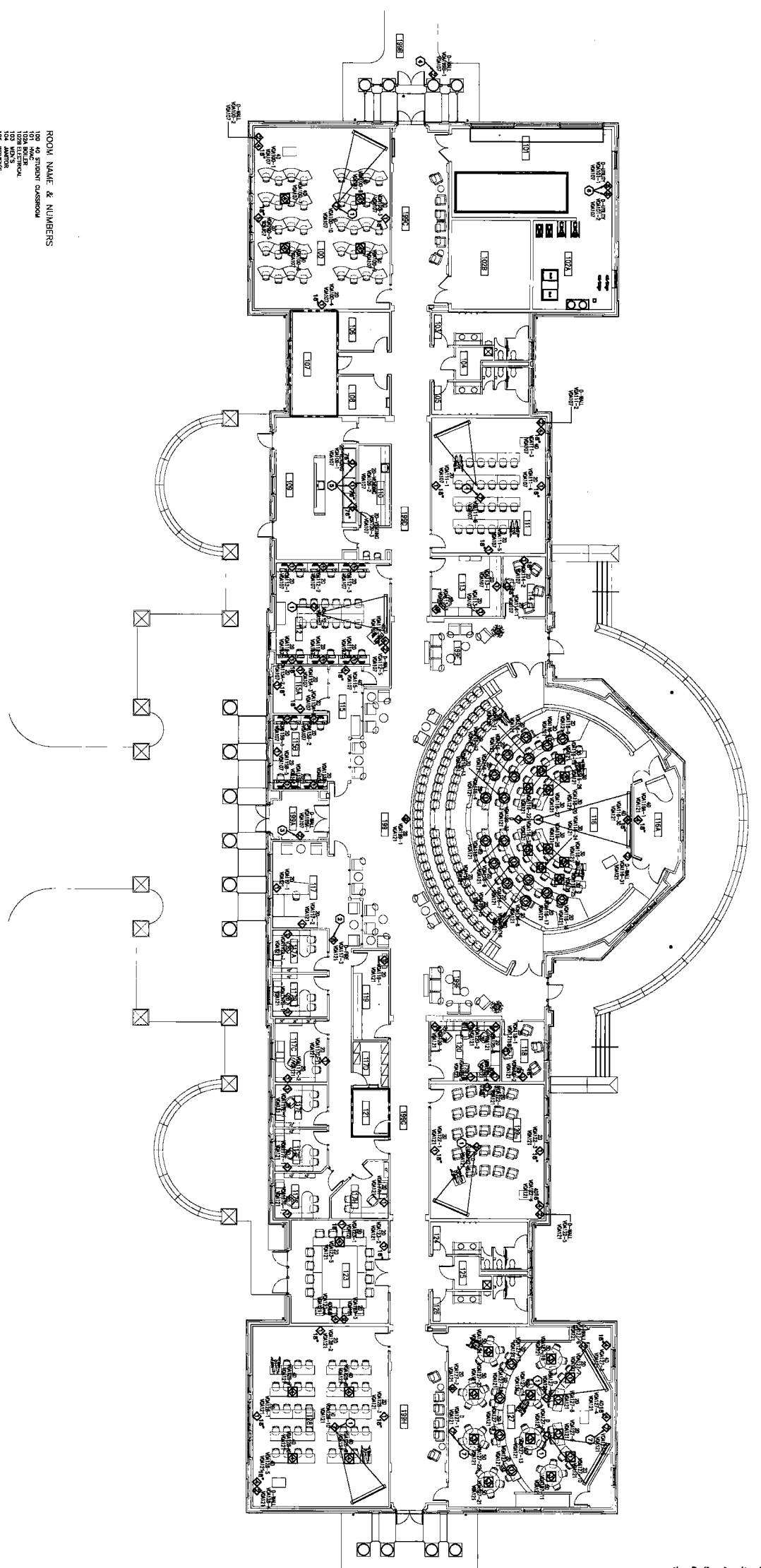
- GENERAL NOTES
1. CONSULT THE ARCHITECT FOR ACCESS POINTS WITH ARCHITECTURAL APPROVAL.
 2. ACCESS POINTS SHALL BE INSTALLED IN ACCORDANCE WITH THE ARCHITECT'S REQUIREMENTS.
 3. ACCESS POINTS SHALL BE INSTALLED IN ACCORDANCE WITH THE ARCHITECT'S REQUIREMENTS.
 4. ACCESS POINTS SHALL BE INSTALLED IN ACCORDANCE WITH THE ARCHITECT'S REQUIREMENTS.
- NOTES
1. ROOM CLASSIFICATION FOR ACCESS POINTS SHALL BE AS FOLLOWS:
 2. ACCESS POINTS SHALL BE INSTALLED IN ACCORDANCE WITH THE ARCHITECT'S REQUIREMENTS.
 3. ACCESS POINTS SHALL BE INSTALLED IN ACCORDANCE WITH THE ARCHITECT'S REQUIREMENTS.
 4. ACCESS POINTS SHALL BE INSTALLED IN ACCORDANCE WITH THE ARCHITECT'S REQUIREMENTS.

SCALE: 3/32" = 1'-0"



		Heavy Engineering LLC 425 EAST TOWNSHIP STREET, CHAMPAIGN, OHIO 43102 (614) 399-1100	
PROJECT NO. 206832 PROJECT NAME: VOICE OF AMERICA LEARNING CENTER SHEET NO. E503		DATE: 7/5/07 DRAWN BY: HBR/KMS CHECKED BY: HBR/KMS	
CLIENT: MAI UNIVERSITY 100 UNIVERSITY AVENUE COLUMBUS, OHIO 43210		ARCHITECT: CHAMP/BLUM/ART, INC. ARCHITECTS 425 EAST TOWNSHIP STREET CHAMPAIGN, OHIO 43102	
PROJECT NO. 206832 PROJECT NAME: VOICE OF AMERICA LEARNING CENTER SHEET NO. E503		DATE: 7/5/07 DRAWN BY: HBR/KMS CHECKED BY: HBR/KMS	

FLOOR PLAN - TECHNOLOGY



- ROOM NAME & NUMBERS**
- 100 40 STUDENT CLASSROOM
 - 101 40 STUDENT CLASSROOM
 - 102 40 STUDENT CLASSROOM
 - 103 40 STUDENT CLASSROOM
 - 104 40 STUDENT CLASSROOM
 - 105 40 STUDENT CLASSROOM
 - 106 40 STUDENT CLASSROOM
 - 107 40 STUDENT CLASSROOM
 - 108 40 STUDENT CLASSROOM
 - 109 40 STUDENT CLASSROOM
 - 110 40 STUDENT CLASSROOM
 - 111 40 STUDENT CLASSROOM
 - 112 40 STUDENT CLASSROOM
 - 113 40 STUDENT CLASSROOM
 - 114 40 STUDENT CLASSROOM
 - 115 40 STUDENT CLASSROOM
 - 116 40 STUDENT CLASSROOM
 - 117 40 STUDENT CLASSROOM
 - 118 40 STUDENT CLASSROOM
 - 119 40 STUDENT CLASSROOM
 - 120 40 STUDENT CLASSROOM
 - 121 40 STUDENT CLASSROOM
 - 122 40 STUDENT CLASSROOM
 - 123 40 STUDENT CLASSROOM
 - 124 40 STUDENT CLASSROOM
 - 125 40 STUDENT CLASSROOM
 - 126 40 STUDENT CLASSROOM
 - 127 40 STUDENT CLASSROOM
 - 128 40 STUDENT CLASSROOM
 - 129 40 STUDENT CLASSROOM
 - 130 40 STUDENT CLASSROOM
 - 131 40 STUDENT CLASSROOM
 - 132 40 STUDENT CLASSROOM
 - 133 40 STUDENT CLASSROOM
 - 134 40 STUDENT CLASSROOM
 - 135 40 STUDENT CLASSROOM
 - 136 40 STUDENT CLASSROOM
 - 137 40 STUDENT CLASSROOM
 - 138 40 STUDENT CLASSROOM
 - 139 40 STUDENT CLASSROOM
 - 140 40 STUDENT CLASSROOM
 - 141 40 STUDENT CLASSROOM
 - 142 40 STUDENT CLASSROOM
 - 143 40 STUDENT CLASSROOM
 - 144 40 STUDENT CLASSROOM
 - 145 40 STUDENT CLASSROOM
 - 146 40 STUDENT CLASSROOM
 - 147 40 STUDENT CLASSROOM
 - 148 40 STUDENT CLASSROOM
 - 149 40 STUDENT CLASSROOM
 - 150 40 STUDENT CLASSROOM
 - 151 40 STUDENT CLASSROOM
 - 152 40 STUDENT CLASSROOM
 - 153 40 STUDENT CLASSROOM
 - 154 40 STUDENT CLASSROOM
 - 155 40 STUDENT CLASSROOM
 - 156 40 STUDENT CLASSROOM
 - 157 40 STUDENT CLASSROOM
 - 158 40 STUDENT CLASSROOM
 - 159 40 STUDENT CLASSROOM
 - 160 40 STUDENT CLASSROOM
 - 161 40 STUDENT CLASSROOM
 - 162 40 STUDENT CLASSROOM
 - 163 40 STUDENT CLASSROOM
 - 164 40 STUDENT CLASSROOM
 - 165 40 STUDENT CLASSROOM
 - 166 40 STUDENT CLASSROOM
 - 167 40 STUDENT CLASSROOM
 - 168 40 STUDENT CLASSROOM
 - 169 40 STUDENT CLASSROOM
 - 170 40 STUDENT CLASSROOM
 - 171 40 STUDENT CLASSROOM
 - 172 40 STUDENT CLASSROOM
 - 173 40 STUDENT CLASSROOM
 - 174 40 STUDENT CLASSROOM
 - 175 40 STUDENT CLASSROOM
 - 176 40 STUDENT CLASSROOM
 - 177 40 STUDENT CLASSROOM
 - 178 40 STUDENT CLASSROOM
 - 179 40 STUDENT CLASSROOM
 - 180 40 STUDENT CLASSROOM
 - 181 40 STUDENT CLASSROOM
 - 182 40 STUDENT CLASSROOM
 - 183 40 STUDENT CLASSROOM
 - 184 40 STUDENT CLASSROOM
 - 185 40 STUDENT CLASSROOM
 - 186 40 STUDENT CLASSROOM
 - 187 40 STUDENT CLASSROOM
 - 188 40 STUDENT CLASSROOM
 - 189 40 STUDENT CLASSROOM
 - 190 40 STUDENT CLASSROOM
 - 191 40 STUDENT CLASSROOM
 - 192 40 STUDENT CLASSROOM
 - 193 40 STUDENT CLASSROOM
 - 194 40 STUDENT CLASSROOM
 - 195 40 STUDENT CLASSROOM
 - 196 40 STUDENT CLASSROOM
 - 197 40 STUDENT CLASSROOM
 - 198 40 STUDENT CLASSROOM
 - 199 40 STUDENT CLASSROOM

- NOTES**
- 1 PROVIDE DATA FROM THE PROJECTION SHOWN IN COLUMN, COMMENT
 - 2 PROVIDE DATA FROM THE PROJECTION SHOWN IN COLUMN, COMMENT
 - 3 PROVIDE DATA FROM THE PROJECTION SHOWN IN COLUMN, COMMENT
 - 4 PROVIDE DATA FROM THE PROJECTION SHOWN IN COLUMN, COMMENT
 - 5 PROVIDE DATA FROM THE PROJECTION SHOWN IN COLUMN, COMMENT
 - 6 PROVIDE DATA FROM THE PROJECTION SHOWN IN COLUMN, COMMENT
 - 7 PROVIDE DATA FROM THE PROJECTION SHOWN IN COLUMN, COMMENT

SCALE: 3/32" = 1'-0"



		Healy Engineering LLC 424 EAST FISHKILL STREET CANTON, OHIO 44703-1000 TEL: 330.933.3333 FAX: 330.933.3334 WWW.HEALYENGINEERING.COM	
PREPARED FOR MIAMI UNIVERSITY OFFICE OF FACILITY CONSTRUCTION 100 UNIVERSITY DRIVE OXFORD, OHIO 45056	DESIGNED BY ARCHITECTS CHAMBERLAIN/KNIGHT 424 EAST FISHKILL STREET CANTON, OHIO 44703-1000 TEL: 330.933.3333 FAX: 330.933.3334 WWW.AKCHAMBERLAINKNIGHT.COM	DRAWING TITLE FLOOR PLAN - TECHNOLOGY	DRAWING NO. ES04
PROJECT NO. 2008032	PROJECT NAME STATE OF AMERICA LEARNING CENTER V.O.A. PARK DRIVE WEST CHESTER, OHIO	DATE 7/26/07	DATE 7/26/07
REVISIONS	NO.	DATE	REVISIONS
1 7/26/07 SCHEDULED DESIGN SET	1	7/26/07	SCHEDULED DESIGN SET
2 7/26/07 DESIGN DEVELOPMENT SET	2	7/26/07	DESIGN DEVELOPMENT SET
3 7/26/07 50% OWNER REVIEW	3	7/26/07	50% OWNER REVIEW
4 7/26/07 100% OWNER REVIEW	4	7/26/07	100% OWNER REVIEW

